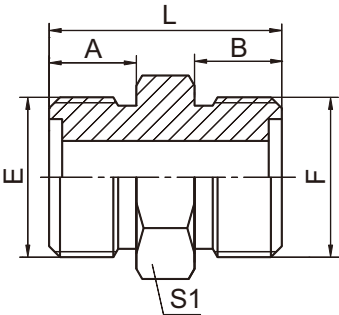


公制外螺纹 O 形圈平面密封  
METRIC MALE O-RING

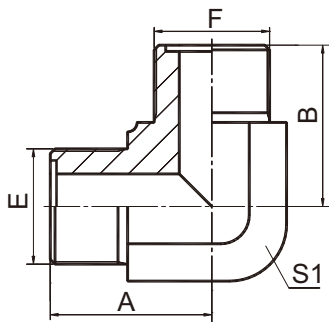


1E

代 号 PART NO.	螺 纹 THREAD		O形圈 O-RING		尺 寸 DIMENSIONS			
	E	F	E端	F端	A	B	L	S1
1E-12	M12X1.25	M12X1.25	8X1.9	8X1.9	11	11	28	14
1E-14	M14X1.5	M14X1.5	10X1.9	10X1.9	11	11	28	17
1E-16	M16X1.5	M16X1.5	11X1.9	11X1.9	11	11	28	17
1E-18	M18X1.5	M18X1.5	13X1.9	13X1.9	11	11	28	19
1E-22	M22X1.5	M22X1.5	16X2.4	16X2.4	12	12	32	24
1E-27	M27X1.5	M27X1.5	20X2.4	20X2.4	13	13	36	30
1E-30	M30X1.5	M30X1.5	24X2.4	24X2.4	14	14	39	32
1E-36	M36X2	M36X2	30X3.1	30X3.1	16	16	43	38
1E-39	M39X2	M39X2	32X3.1	32X3.1	18	18	49	41
1E-42	M42X2	M42X2	35X3.1	35X3.1	20	20	53	46
1E-45	M45X2	M45X2	38X3.1	38X3.1	21	21	55	46
1E-52	M52X2	M52X2	40X3.1	40X3.1	22	22	59	55
1E-60	M60X2	M60X2	45X3.1	45X3.1	24	24	65	65
1E-64	M64X2	M64X2	50X3.1	50X3.1	27	27	71	70

注：O 形圈参数为外径与线径。Note: The parameter of O-Ring is ring outside diameter and ring width.

90°公制外螺纹 O 形圈平面密封  
90° METRIC MALE O-RING

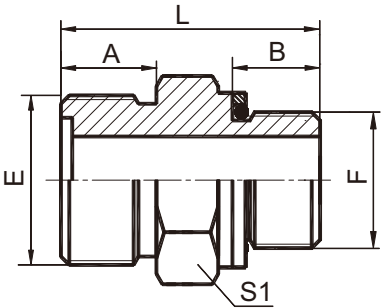


1E9

代 号 PART NO.	螺 纹 THREAD	O 形圈 O-RING	尺 寸 DIMENSIONS		
	E、F	E、F端	A	B	S1
1E9-12	M12X1.25	8X1.9	20.5	20.5	12
1E9-14	M14X1.5	10X1.9	22.5	22.5	14
1E9-16	M16X1.5	11X1.9	24	24	17
1E9-18	M18X1.5	13X1.9	26	26	19
1E9-22	M22X1.5	16X2.4	29	29	22
1E9-27	M27X1.5	20X2.4	32.5	32.5	27
1E9-30	M30X1.5	24X2.4	35.5	35.5	30
1E9-36	M36X2	30X3.1	42	42	36
1E9-39	M39X2	32X3.1	47.5	47.5	41
1E9-42	M42X2	35X3.1	49.5	49.5	41
1E9-45	M45X2	38X3.1	52.5	52.5	46
1E9-52	M52X2	40X3.1	57	57	50

注：O 形圈参数为外径与线径。  
Note: The parameter of O-Ring is ring outside diameter and ring width.

公制外螺纹 O形圈 / 英管外螺纹O 形圈  
METRIC MALE O-RING/BSP MALE O-RING

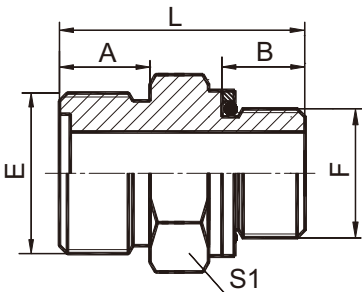


1EG

代 号 PART NO.	螺 纹 THREAD		O形圈 O-RING		尺 寸 DIMENSIONS			
	E	F	E 端	F 端	A	B	L	S1
1EG-14-06	M14X1.5	G3/8"X19	10X1.9	13.94X2.62	11	11.5	33	22
1EG-16-06	M16X1.5	G3/8"X19	11X1.9	13.94X2.62	11	11.5	33	22
1EG-18-06	M18X1.5	G3/8"X19	13X1.9	13.94X2.62	11	11.5	30.5	22
1EG-22-06	M22X1.5	G3/8"X19	16X2.4	13.94X2.62	12	11.5	31.5	24
1EG-22-08	M22X1.5	G1/2"X14	16X2.4	17.12X2.62	12	14	38	27
1EG-27-06	M27X1.5	G3/8"X19	20X2.4	13.94X2.62	13	11.5	37	30
1EG-30-06	M30X1.5	G3/8"X19	24X2.4	13.94X2.62	14	11.5	39	32
1EG-30-12	M30X1.5	G3/4"X14	24X2.4	23.47X2.62	14	15.5	43.5	32
1EG-36-06	M36X2	G3/8"X19	30X3.1	13.94X2.62	16	11.5	43	38
1EG-36-16	M36X2	G1"X11	30X3.1	29.7X3.53	16	18	50	41
1EG-39-06	M39X2	G3/8"X19	32X3.1	13.94X2.62	18	11.5	45	41
1EG-45-06	M45X2	G3/8"X19	38X3.1	13.94X2.62	21	11.5	48	46
1EG-45-20	M45X2	G1.1/4"X11	38X3.1	37.69X3.53	21	20	59	50
1EG-52-06	M52X2	G3/8"X19	40X3.1	13.94X2.62	22	11.5	51	55
1EG-52-24	M52X2	G1.1/2"X11	40X3.1	44.04X3.53	22	21.5	61.5	55
1EG-60-06	M60X2	G3/8"X19	45X3.1	13.94X2.62	24	11.5	55	65

注：E 端 O形圈参数为外径与线径。  
Note: The parameter of E end O-Ring is ring outside diameter and ring width.

公制外螺纹 O形圈平面密封 /公制外螺纹 ISO 6149-2  
METRIC MALE O-RING/ METIRC MALE ISO 6149-2



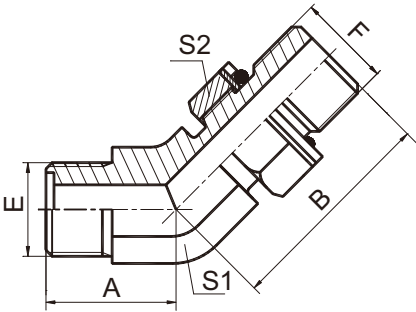
1EH

代号 PART NO.	螺 纹 THREAD		O 形圈 O-RING		尺 寸 DIMENSIONS			
	E	F	E端	F端	A	B	L	S1
1EH-12-10	M12X1.25	M10X1	8X1.9	O08.1X1.6	11	8.5	26.5	14
1EH-14-12	M14X1.5	M12X1.5	10X1.9	O09.3X2.4	11	11	29.5	17
1EH-16-14	M16X1.5	M14X1.5	11X1.9	O11.3X2.4	11	11	29.5	19
1EH-18-16	M18X1.5	M16X1.5	13X1.9	O13.3X2.4	11	11.5	31.5	22
1EH-22-18	M22X1.5	M18X1.5	16X2.4	O15.3X2.4	12	12.5	34.5	24
1EH-27-22	M27X1.5	M22X1.5	20X2.4	O19.3X2.4	13	15	38	30
1EH-30-27	M30X1.5	M27X2	24X2.4	O23.5X3.0	14	18.5	43.5	32
1EH-36-33	M36X2	M33X2	30X3.1	O29.2X3.0	16	18.5	47.5	41
1EH-39-33	M39X2	M33X2	32X3.1	O29.2X3.0	18	18.5	49.5	41
1EH-42	M42X2	M42X2	35X3.1	O38.5X3.0	20	19	54	50
1EH-45-42	M45X2	M42X2	38X3.1	O38.5X3.0	20	19	54	50
1EH-52-48	M52X2	M48X2	40X3.1	O44.5X3.0	22	21.5	58.5	55

注：1 E端 O形圈参数为外径与线径。2 F端与ISO 9974-1 油口相配，去掉挡圈与ISO 6149-1 油口相配。  
Note:1 The parameters of E end O-Ring are ring outside diameter and ring width. 2 F end is connected with ISO 9974-1 port and connected with ISO 6149-1 port without retaining ring.



45°公制外螺纹 O 形圈平面密封 / 公制外螺纹可调向柱端 ISO 6149-2  
45°METRIC MALE O-RING / METIRC MALE ADJUSTABLE STUD END ISO 6149-2



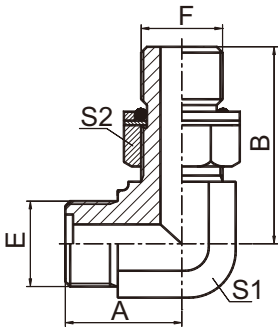
1EH4-OG

代号 PART NO.	螺 纹 THREAD		O形圈 O-RING		尺 寸 DIMENSIONS			
	E	F	E端	F端	A	B	S1	S2
1EH4-12-10OG	M12X1.25	M10X1	8X1.9	O08.1X1.6	18	25.5	12	14
1EH4-14-12OG	M14X1.5	M12X1.5	10X1.9	O09.3X2.4	19.5	30	14	17
1EH4-16-14OG	M16X1.5	M14X1.5	11X1.9	O11.3X2.4	20	30.5	17	19
1EH4-18-16OG	M18X1.5	M16X1.5	13X1.9	O13.3X2.4	21.5	34	19	22
1EH4-22-18OG	M22X1.5	M18X1.5	16X2.4	O15.3X2.4	23	38	22	24
1EH4-27-22OG	M27X1.5	M22X1.5	20X2.4	O19.3X2.4	24.5	40.5	27	27
1EH4-30-27OG	M30X1.5	M27X2	24X2.4	O23.5X3.0	26	48	30	32
1EH4-36-33OG	M36X2	M33X2	30X3.1	O29.2X3.0	30.5	49.5	36	41
1EH4-39-33OG	M39X2	M33X2	32X3.1	O29.2X3.0	36	52	41	41
1EH4-42OG	M42X2	M42X2	35X3.1	O38.5X3.0	38	53	41	50
1EH4-45-42OG	M45X2	M42X2	38X3.1	O38.5X3.0	39	54	46	50
1EH4-52-48OG	M52X2	M48X2	40X3.1	O44.5X3.0	42	58.5	50	55

注：1 E端 O形圈参数为外径与线径。2 F端与ISO 9974-1 油口相配，去掉挡圈则与ISO 6149-1 油口相配。

Note:1 The parameters of E-Ring are ring outside diameter and ring width.2 F end is connected with ISO 9974-1 port and connected with ISO 6149-1 port without retaining ring.

90°公制外螺纹 O 形圈平面密封 / 公制外螺纹可调向柱端 ISO 6149-2  
90°METRIC MALE O-RING/ METIRC MALE ADJUSTABLE STUD END ISO 6149-2

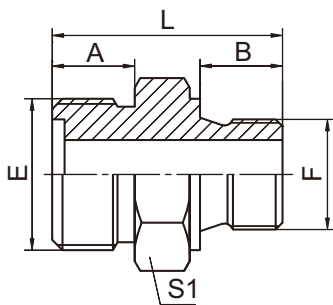


1EH9-OG

代号 PART NO.	螺纹 THREAD		O形圈 O-RING		尺寸 DIMENSIONS			
	E	F	E端	F端	A	B	S1	S2
1EH9-12-10OG	M12X1.25	M10X1	8X1.9	O08.1X1.6	20.5	28.5	12	14
1EH9-14-12OG	M14X1.5	M12X1.5	10X1.9	O09.3X2.4	22.5	33.2	14	17
1EH9-16-14OG	M16X1.5	M14X1.5	11X1.9	O11.3X2.4	24	36	17	19
1EH9-18-16OG	M18X1.5	M16X1.5	13X1.9	O13.3X2.4	26	39	19	22
1EH9-22-18OG	M22X1.5	M18X1.5	16X2.4	O15.3X2.4	29	44	22	24
1EH9-27-22OG	M27X1.5	M22X1.5	20X2.4	O19.3X2.4	32.5	48	27	27
1EH9-30-27OG	M30X1.5	M27X2	24X2.4	O23.5X3.0	35.5	57	30	32
1EH9-36-33OG	M36X2	M33X2	30X3.1	O29.2X3.0	42	60.5	36	41
1EH9-39-33OG	M39X2	M33X2	32X3.1	O29.2X3.0	47.5	64	41	41
1EH9-42-42OG	M42X2	M42X2	35X3.1	O38.5X3.0	49.5	65	41	50
1EH9-45-42OG	M45X2	M42X2	38X3.1	O38.5X3.0	52.5	67.5	46	50
1EH9-52-48OG	M52X2	M48X2	40X3.1	O44.5X3.0	57	73.5	50	55

注：1 E端 O形圈参数为外径与线径。2 F端与ISO 9974-1 油口相配，去掉挡圈则与 ISO 6149-1 油口相配。  
Note:1 The parameters of E end O-Ring are ring outside diameter and ring width.2 F end is connected with ISO 9974-1 port and connected with ISO 6149-1 port without retaining ring.

公制外螺纹O 形圈平面密封 /公制外螺纹组合垫圈  
METRIC MALE O-RING/METRIC MALE WITH BONDED SEAL

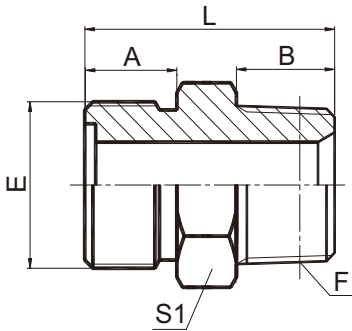


1EL

代号 PART NO.	螺 纹 THREAD		密封圈 SEAL		尺 寸 DIMENSIONS			
	E	F	E端	F端	A	B	L	S1
1EL-14	M14X1.5	M14X1.5	10X1.9	ZHD-14	11	12	30.5	19
1EL-14-16	M14X1.5	M16X1.5	10X1.9	ZHD-16	11	12	31	22
1EL-14-18	M14X1.5	M18X1.5	10X1.9	ZHD-18	11	12	32.5	24
1EL-14-22	M14X1.5	M22X1.5	10X1.9	ZHD-22	11	14	36.5	27
1EL-16-14	M16X1.5	M14X1.5	11X1.9	ZHD-14	11	12	29	19
1EL-16-18	M16X1.5	M18X1.5	11X1.9	ZHD-16	11	12	31	24
1EL-22-18	M22X1.5	M18X1.5	16X2.4	ZHD-18	12	12	33.5	24
1EL-27-22	M27X1.5	M22X1.5	18X2.4	ZHD-22	13	14	38.5	30
1EL-27-33	M27X1.5	M33X2	18X2.4	ZHD-33	13	18	44	41
1EL-30-18	M30X1.5	M18X1.5	24X2.4	ZHD-18	14	12	38.5	32
1EL-30-27	M30X1.5	M27X2	24X2.4	ZHD-27	14	16	41	34
1EL-36-33	M36X2	M33X2	30X3.1	ZHD-33	16	18	49	41
1EL-36-48	M36X2	M48X2	30X3.1	ZHD-48	16	22	53	60
1EL-45-42	M45X2	M42X2	38X3.1	ZHD-42	21	20	56	50
1EL-52-48	M52X2	M48X2	40X3.1	ZHD-48	22	22	61	60

注：E端 O 形圈参数为外径与线径，F 端用组合垫密封。  
Note: The parameter of E end O-Ring is ring outside diameter and ring width. F end is sealed with bonded seal.

公制外螺纹O 形圈平面密封 /布锥管外螺纹  
METRIC MALE O-RING/NPT MALE

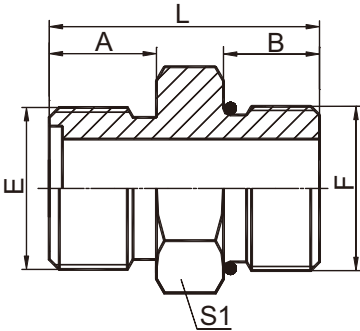


1EN

代 号 PART NO.	螺 纹 THREAD		O形圈 O-RING	尺 寸 DIMENSIONS			
	E	F		A	B	L	S1
1EN-14-04	M14X1.5	Z1/4 "X18	10X1.9	11	15	31	17
1EN-14-06	M14X1.5	Z3/8 "X18	10X1.9	11	16	33	19
1EN-16-04	M16X1.5	Z1/4" X18	11X1.9	11	15	32	17
1EN-16-06	M16X1.5	Z3/8 "X18	11X1.9	11	16	33	19
1EN-16-08	M16X1.5	Z1/2 "X14	11X1.9	11	19.5	38.5	22
1EN-18-06	M18X1.5	Z3/8 "X18	13X1.9	11	16	33	19
1EN-18-08	M18X1.5	Z1/2 "X14	13X1.9	11	19.5	38.5	22
1EN-22-08	M22X1.5	Z1/2 "X14	16X2.4	12	19.5	39.5	24
1EN-22-12	M22X1.5	Z3/4"X14	16X2.4	12	19.5	41.5	27
1EN-27-08	M27X1.5	Z1/2 "X14	20X2.4	13	19.5	42.5	30
1EN-27-12	M27X1.5	Z3/4"X14	20X2.4	13	19.5	42.5	30
1EN-30-12	M30X1.5	Z3/4"X14	24X2.4	14	19.5	44.5	32
1EN-36-12	M36X2	Z3/4"X14	30X3.1	16	19.5	46.5	38
1EN-36-16	M36X2	Z1"X11.5	30X3.1	16	25.5	52.5	38
1EN-39-16	M39X2	Z1"X11.5	32X3.1	18	25.5	56.5	41
1EN-39-20	M39X2	Z1.1/4"X11.5	32X3.1	18	26.5	57.5	46
1EN-42-16	M42X2	Z1"X11.5	35X3.1	20	25.5	58.5	46
1EN-42-20	M42X2	Z1.1/4"X11.5	35X3.1	20	26.5	59.5	46
1EN-45-20	M45X2	Z1.1/4"X11.5	38X3.1	21	26.5	60.5	46
1EN-52-20	M52X2	Z1.1/4"X11.5	40X3.1	22	26.5	63.5	55
1EN-60-24	M60X2	Z1.1/2"X11.5	45X3.1	24	27.5	68.5	65

注：E 端O 形圈参数为外径与线径。  
Note: The parameter of E end O-Ring is ring outside diameter and ring width.

公制外螺纹O 形圈平面密封 /美制外螺纹 ISO 11926-2、SAE J1926/2  
METRIC MALE O-RING/MALE ISO 11926-2、SAE J1926/2

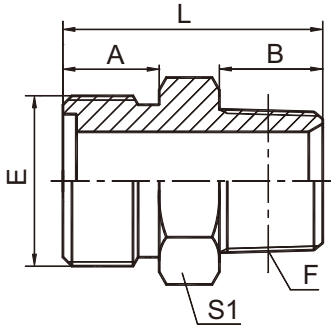


1EO

代 号 PART NO.	螺 纹 THREAD		O形圈 O-RING		尺 寸 DIMENSIONS			
	E	F	E端	F端	A	B	L	S
1EO-16-05	M16X1.5	1/2"X20	11X1.9	10.52X1.83	11	11	28	17
1EO-18-04	M18X1.5	7/16"X20	13X1.9	8.92X1.83	11	11	28	19
1EO-18-08	M18X1.5	3/4"X16	13X1.9	16.36X2.21	11	14	33	22
1EO-22-20	M22X1.5	1.5/8"X12	16X2.4	37.46X3.00	12	18.5	45.5	50
1EO-24-10	M24X1.5	7/8"X14	18X2.4	19.18X2.46	12	16	39	27
1EO-36-12	M36X2	1.1/16"X12	30X3.1	23.47X2.95	16	18.5	47.5	38
1EO-39-20	M39X2	1.5/8"X12	32X3.1	37.46X3.00	18	18.5	51.5	50
1EO-52-20	M52X2	1.5/8"X12	40X3.1	37.46X3.00	22	18.5	55.5	55
1EO-52-24	M52X2	1.7/8"X12	40X3.1	43.69X3.00	22	18.5	55.5	55

注：E端 O 形圈参数为外径与线径。  
Note: The parameter of E end O-Ring is ring outside diameter and ring width.

公制外螺纹O 形圈平面密封 /英锥管外螺纹  
METRIC MALE O-RING/BSPT MALE

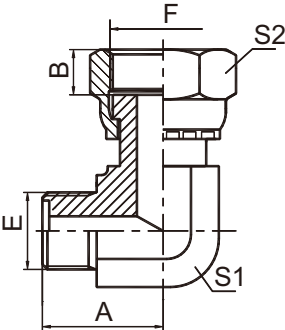


1ET-SP

代 号 PART NO.	螺 纹 THREAD		O形圈 O-RING	尺 寸 DIMENSIONS			
	E	F	E端	A	B	L	S1
1ET-14-04SP	M14X1.5	R1/4"X19	10X1.9	11	14.5	31.5	14
1ET-14-06SP	M14X1.5	R3/8"X19	10X1.9	11	15	32	17
1ET-16-04SP	M16X1.5	R1/4"X19	11X1.9	11	14.5	31.5	17
1ET-16-06SP	M16X1.5	R3/8"X19	11X1.9	11	15	32	17
1ET-18-06SP	M18X1.5	R3/8"X19	13X1.9	11	15	32	19
1ET-18-08SP	M18X1.5	R1/2"X14	13X1.9	11	20	37	22
1ET-22-08SP	M22X1.5	R1/2"X14	16X2.4	12	20	40	24
1ET-22-12SP	M22X1.5	R3/4"X14	16X2.4	12	20	40	27
1ET-27-08SP	M27X1.5	R1/2"X14	20X2.4	13	20	43	30
1ET-27-12SP	M27X1.5	R3/4"X14	20X2.4	13	20	43	30
1ET-30-12SP	M30X1.5	R3/4"X14	24X2.4	14	20	45	32
1ET-36-12SP	M36X2	R3/4"X14	30X3.1	16	20	47	38
1ET-36-16SP	M36X2	R1"X11	30X3.1	16	25.5	52.5	38
1ET-39-16SP	M39X2	R1"X11	32X3.1	18	25.5	56.5	41
1ET-39-20SP	M39X2	R1.1/4"X11	32X3.1	18	26.5	57.5	46
1ET-42-20SP	M42X2	R1.1/4"X11	35X3.1	20	26.5	59.5	46
1ET-45-20SP	M45X2	R1.1/4"X11	38X3.1	21	26.5	60.5	46
1ET-52-24SP	M52X2	R1.1/2"X11	40X3.1	22	26.5	63.5	55

注：E 端O 形圈参数为外径与线径。  
Note: The parameter of E end O-Ring is ring outside diameter and ring width.

90° 弯公制螺纹 O 形圈平面密封  
90° ELBOW METRIC O-RING

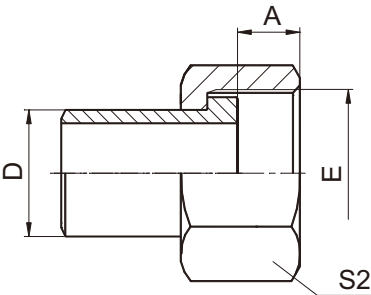


2E9

代号 PART NO.	螺 纹 THREAD	O 形圈 O-RING	尺 寸 DIMENSIONS			
	E、F	E端	A	B	S1	S2
2E9-12	M12X1.25	8X1.9	20.5	8	12	17
2E9-14	M14X1.5	10X1.9	22.5	8.5	14	19
2E9-16	M16X1.5	11X1.9	24	8.5	17	22
2E9-18	M18X1.5	13X1.9	26	8.5	19	24
2E9-22	M22X1.5	16X2.4	29	10	22	27
2E9-27	M27X1.5	20X2.4	32.5	10	27	32
2E9-30	M30X1.5	24X2.4	35.5	11	30	36
2E9-36	M36X2	30X3.1	42	13	36	41
2E9-39	M39X2	32X3.1	47.5	13	41	46
2E9-42	M42X2	35X3.1	49.5	15	41	50
2E9-45	M45X2	38X3.1	52.5	15	46	55
2E9-52	M52X2	40X3.1	57	17	50	60

注：O 形圈参数为外径与线径。      Note: The parameter of O-ring is ring outside diameter and ring width.

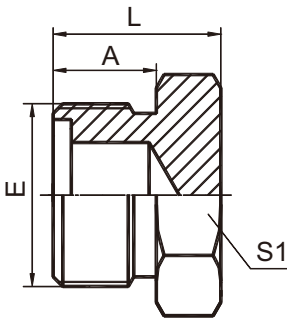
焊接管/ 公制内螺纹 O形圈平面密封。  
BUTT-WELD TUBE/METRIC FEMALE O-RING



2WE

代 号 PART NO.	螺 纹 THREAD	管子直径 TUBE O.D.	尺 寸 DIMENSIONS		
	E		A	D	S2
2WE-06-12	M12X1.25	6	8	6	14
2WE-08-14	M14X1.5	8	8.5	8	17
2WE-10-16	M16X1.5	10	8.5	10	19
2WE-12-18	M18X1.5	12	8.5	12	22
2WE-14-22	M22X1.5	14	10	14	27
2WE-18-27	M27X1.5	18	10	18	32
2WE-22-30	M30X1.5	22	11	22	36
2WE-28-36	M36X2	28	13	28	41
2WE-30-39	M39X2	30	13	30	46
2WE-34-42	M42X2	34	15	34	50
2WE-38-45	M45X2	38	15	38	55
2WE-42-52	M52X2	42	17	42	60
2WE-50-60	M60X2	50	20	50	70
2WE-52-64	M64X2	52	23	52	75

公制外螺纹 O 形圈平面密封 堵头  
METRIC MALE O-RING PLUG



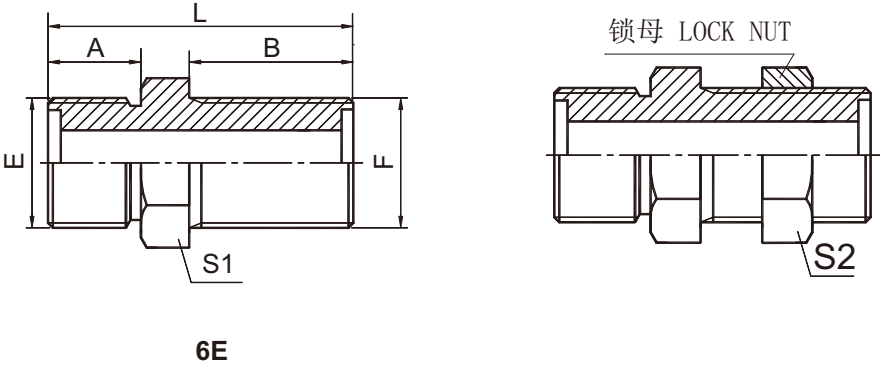
4E

代 号 PART NO.	螺 纹 THREAD	O形圈 O-RING	尺 寸 DIMENSIONS		
	E	E端	A	L	S1
4E-14	M14X1.5	10X1.9	11	17	17
4E-16	M16X1.5	11X1.9	11	17	17
4E-18	M18X1.5	13X1.9	11	17	19
4E-22	M22X1.5	16X2.4	12	20	24
4E-27	M27X1.5	20X2.4	13	23	30
4E-30	M30X1.5	24X2.4	14	25	32
4E-36	M36X2	30X3.1	16	29	38
4E-39	M39X2	32X3.1	18	31	41
4E-42	M42X2	35X3.1	20	33	46
4E-45	M45X2	38X3.1	21	34	46
4E-52	M52X2	40X3.1	22	37	55
4E-60	M60X2	45X3.1	24	41	65

注：O 形圈参数为外径与线径。  
Note: The parameter of O-Ring is ring outside diameter and ring width.



公制外螺纹 O 形圈平面密封过板接头  
METRIC MALE O-RING BULKHEAD

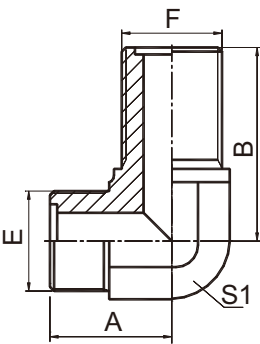


代 号 PART NO.	螺 纹 THREAD		O 形圈 O-RING		尺 寸 DIMENSIONS				
	E	F	E端	F端	A	B	L	S1	S2
6E-12	M12X1.25	M12X1.25	8X1.9	8X1.9	11	31.5	47.5	17	17
6E-14	M14X1.5	M14X1.5	10X1.9	10X1.9	11	32.5	49.5	19	19
6E-16	M16X1.5	M16X1.5	11X1.9	11X1.9	11	32.5	51.5	22	22
6E-18	M18X1.5	M18X1.5	13X1.9	13X1.9	11	33	52	24	24
6E-22	M22X1.5	M22X1.5	16X2.4	16X2.4	12	35.5	58	27	30
6E-27	M27X1.5	M27X1.5	20X2.4	20X2.4	13	37	61	32	36
6E-30	M30X1.5	M30X1.5	24X2.4	24X2.4	14	38	63	36	41
6E-36	M36X2	M36X2	30X3.1	30X3.1	16	42	71	41	46
6E-39	M39X2	M39X2	32X3.1	32X3.1	18	44	75	46	50
6E-42	M42X2	M42X2	35X3.1	35X3.1	20	46	81	50	50
6E-45	M45X2	M45X2	38X3.1	38X3.1	21	46	81	55	55
6E-52	M52X2	M52X2	40X3.1	40X3.1	22	49	86	60	65

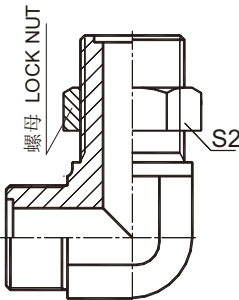
注：1 O形圈参数为外径与线径。2 如需带锁母订货，则请在代号后加“LN”，如 6E-30LN，锁母代号为 8C。

Note: 1 The parameter of O-Ring is ring outside diameter and ring width.2 In case if you are interested to order the adaptor with lock nut, please insert suffix "LN" after our part no. for example 6E-30LN, The lock nut no. is 8C.

90°公制外螺纹 O 形圈平面密封过板接头  
90°METRIC MALE O-RING BULKHEAD



6E9



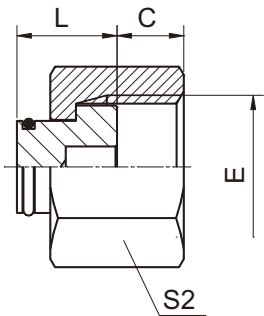
6E9-LN

代号 PART NO.	螺 纹 THREAD		O形圈 O-RING		尺 寸 DIMENSIONS			
	E	F	E 端	端	A	B	S1	S2
6E9-12	M12X1.25	M12X1.25	8X1.9	8X1.9	20.5	44.5	12	17
6E9-14	M14X1.5	M14X1.5	10X1.9	10X1.9	22.5	46.5	14	19
6E9-16	M16X1.5	M16X1.5	11X1.9	11X1.9	24	48	17	22
6E9-18	M18X1.5	M18X1.5	13X1.9	13X1.9	26	50	19	24
6E9-22	M22X1.5	M22X1.5	16X2.4	16X2.4	29	54	22	30
6E9-27	M27X1.5	M27X1.5	20X2.4	20X2.4	32.5	58.5	27	36
6E9-30	M30X1.5	M30X1.5	24X2.4	24X2.4	35.5	61.5	30	41
6E9-36	M36X2	M36X2	30X3.1	30X3.1	42	71	36	46
6E9-39	M39X2	M39X2	32X3.1	32X3.1	47.5	76	41	50
6E9-42	M42X2	M42X2	35X3.1	35X3.1	49.5	78	41	50
6E9-45	M45X2	M45X2	38X3.1	38X3.1	52.5	81	46	55
6E9-52	M52X2	M52X2	40X3.1	40X3.1	57	86	50	65

注：1 O形圈参数为外径与线径。2 如需带锁母订货，则请在代号后加“LN”，如 6E9-30LN，锁母代号为 8C。

Note: 1 The parameter of O-ring is ring outside diameter and ring width.2 In case if you are interested to order the adaptor with lock nut, please insert suffix "LN" after our part no. for example 6E9-30LN, The lock nut no. is 8C.

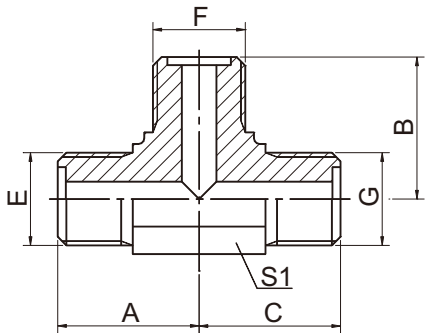
公制内螺纹平面 堵头  
METRIC FEMALE FACE PLUG



9E

代号 PART NO.	螺 纹 THREAD	尺 寸 DIMENSIONS			
	E	C	L	S2	
9E-12	M12X1.25	8	10	14	
9E-14	M14X1.5	8.5	10.5	17	
9E-16	M16X1.5	8.5	11.5	19	
9E-18	M18X1.5	8.5	13	22	
9E-22	M22X1.5	10	13	27	
9E-27	M27X1.5	10	15	32	
9E-30	M30X1.5	11	15	36	
9E-36	M36X2	13	15.5	41	
9E-39	M39X2	13	17.5	46	
9E-42	M42X2	15	18.5	50	
9E-45	M45X2	15	18.5	55	
9E-52	M52X2	17	18.5	60	

公制外螺纹 O 形圈平面密封 三通接头  
METRIC MALE O-RING TEE



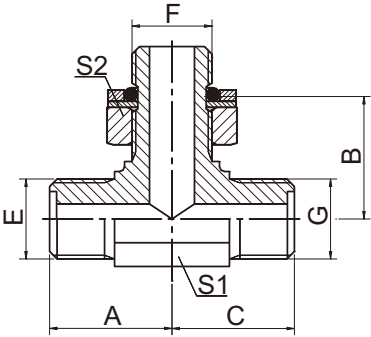
AE

代号 PART NO.	螺 纹 THREAD	O 形圈 O-RING	尺 寸 DIMENSIONS			
	E、F、G	E、F、G端	A	B	C	S1
AE-14	M14X1.5	10X1.9	22.5	22.5	22.5	14
AE-16	M16X1.5	11X1.9	24	24	24	17
AE-18	M18X1.5	13X1.9	26	26	26	19
AE-22	M22X1.5	16X2.4	29	29	29	22
AE-27	M27X1.5	20X2.4	32.5	32.5	32.5	27
AE-30	M30X1.5	24X2.4	35.5	35.5	35.5	30
AE-36	M36X2	30X3.1	42	42	42	36
AE-39	M39X2	32X3.1	47.5	47.5	47.5	41
AE-42	M42X2	35X3.1	49.5	49.5	49.5	41
AE-45	M45X2	38X3.1	52.5	52.5	52.5	46
AE-52	M52X2	40X3.1	57	57	57	50

注：O 形圈参数为外径与线径。

Note: The parameter of O-Ring is ring outside diameter and ring width.

公制外螺纹 O 形圈平面密封 / 公制外螺纹可调向柱端 ISO 6149-2 三通  
METRIC MALE O-RING / METIRC MALE ADJUSTABLE STUD END ISO 6149-2 BRANCH TEE

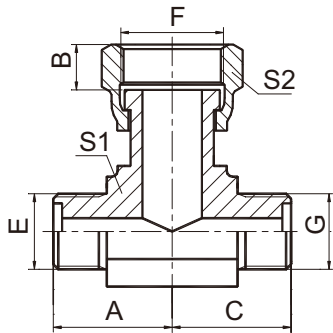


AEHE-OG

代 号 PART NO.	螺 纹 THREAD		O 形圈 O-RING		尺 寸 DIMENSIONS				
	E、G	F	E、G端	F端	A	B	C	S1	S2
AEHE-12-10-12OG	M12X1.25	M10X1	10X1.9	O08.1X1.6	20.5	28.5	20.5	12	14
AEHE-14-12-14OG	M14X1.5	M12X1.5	11X1.9	O09.3X2.4	22.5	33.2	22.5	14	17
AEHE-16-14-16OG	M16X1.5	M14X1.5	13X1.9	O11.3X2.4	24	36	24	17	19
AEHE-18-16-18OG	M18X1.5	M16X1.5	16X2.4	O13.3X2.4	26	39	26	19	22
AEHE-22-18-22OG	M22X1.5	M18X1.5	18X2.4	O15.3X2.4	29	44	29	22	24
AEHE-27-22-27OG	M27X1.5	M22X1.5	20X2.4	O19.3X2.4	32.5	48	32.5	27	27
AEHE-30-27-30OG	M30X1.5	M27X2	24X2.4	O23.5X3.0	35.5	57	35.5	30	32
AEHE-36-33-36OG	M36X2	M33X2	30X3.1	O29.2X3.0	42	60.5	42	36	41
AEHE-39-33-39OG	M39X2	M33X2	35X3.1	O29.2X3.0	47.5	64	47.5	41	41
AEHE-42-42-42OG	M42X2	M42X2	38X3.1	O38.5X3.0	49.5	65	49.5	41	50
AEHE-45-42-45OG	M45X2	M42X2	40X3.1	O38.5X3.0	52.5	67.5	52.5	46	50

注：1 E、F端 O 形圈参数为外径与线径。2 G端与ISO 6149-1 油口相配。  
Note:1 The parameters of E、F end O-Ring are ring outside diameter and ring width.2 G end is connected with ISO 6149-1 port.

公制外螺纹O形圈平面密封 / 公制内螺纹平面分支 三通接头  
METRIC MALE O-RING / METRIC FEMALE BRANCH TEE

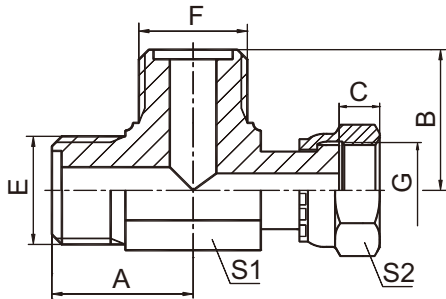


BE

代号 PART NO.	螺 纹 THREAD	O形圈 O-RING	尺 寸 DIMENSIONS				
	E、F、G	E、G端	A	B	C	S1	S2
BE-14	M14X1.5	10X1.9	22.5	8.5	22.5	14	19
BE-16	M16X1.5	11X1.9	24	8.5	24	17	22
BE-18	M18X1.5	13X1.9	26	8.5	26	19	24
BE-22	M22X1.5	16X2.4	29	10	29	22	27
BE-27	M27X1.5	20X2.4	32.5	10	32.5	27	32
BE-30	M30X1.5	24X2.4	35.5	11	35.5	30	36
BE-36	M36X2	30X3.1	42	13	42	36	41
BE-39	M39X2	32X3.1	47.5	13	47.5	41	46
BE-42	M42X2	35X3.1	49.5	15	49.5	41	50
BE-45	M45X2	38X3.1	52.5	15	52.5	46	55
BE-52	M52X2	40X3.1	57	17	57	50	60

注：O形圈参数为外径与线径。      Note: The parameter of O-Ring is ring outside diameter and ring width.

公制外螺纹 O形圈平面密封 / 公制内螺纹平面主支 三通接头  
METRIC MALE O-RING / METRIC FEMALE RUN TEE



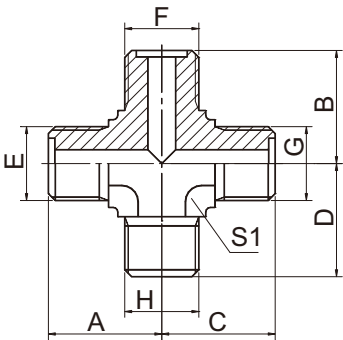
CE

代号 PART NO.	螺 纹 THREAD	O形圈 O-RING	尺 寸 DIMENSIONS				
	E、F、G	E、F端	A	B	C	S1	S2
CE-14	M14X1.5	10X1.9	22.5	22.5	8.5	14	19
CE-16	M16X1.5	11X1.9	24	24	8.5	17	22
CE-18	M18X1.5	13X1.9	26	26	8.5	19	24
CE-22	M22X1.5	16X2.4	29	29	10	22	27
CE-27	M27X1.5	20X2.4	32.5	32.5	10	27	32
CE-30	M30X1.5	24X2.4	35.5	35.5	11	30	36
CE-36	M36X2	30X3.1	42	42	13	36	41
CE-39	M39X2	32X3.1	47.5	47.5	13	41	46
CE-42	M42X2	35X3.1	49.5	49.5	15	41	50
CE-45	M45X2	38X3.1	52.5	52.5	15	46	55
CE-52	M52X2	40X3.1	57	57	17	50	60

注：O形圈参数为外径与线径。      Note: The parameter of O-Ring is ring outside diameter and ring width.

D

公制外螺纹 O 形圈平面密封 四通接头  
METRIC MALE O-RING CROSS

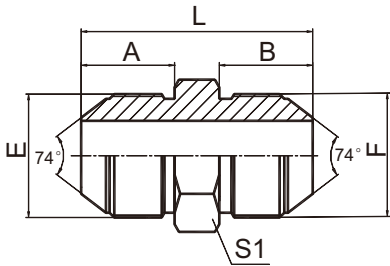


XE

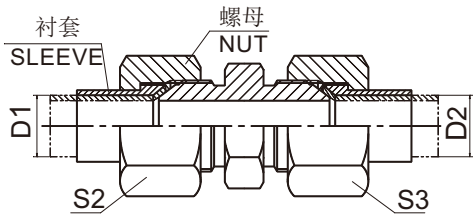
代 号 PART NO.	螺 纹 THREAD	O形圈 O-RING	尺 寸 DIMENSIONS				
	E、F、G、H	E、F、G、H端	A	B	C	D	S1
XE-14	M14X1.5	10X1.9	22.5	22.5	22.5	22.5	14
XE-16	M16X1.5	11X1.9	24	24	24	24	17
XE-18	M18X1.5	13X1.9	26	26	26	26	19
XE-22	M22X1.5	16X2.4	29	29	29	29	22
XE-27	M27X1.5	20X2.4	32.5	32.5	32.5	32.5	27
XE-30	M30X1.5	24X2.4	35.5	35.5	35.5	35.5	30
XE-36	M36X2	30X3.1	42	42	42	42	36
XE-39	M39X2	32X3.1	47.5	47.5	47.5	47.5	41
XE-42	M42X2	35X3.1	49.5	49.5	49.5	49.5	41
XE-45	M45X2	38X3.1	52.5	52.5	52.5	52.5	46
XE-52	M52X2	40X3.1	57	57	57	57	50

注：O 形圈参数为外径与线径。  
Note: The parameter of O-Ring is ring outside diameter and ring width.

公制外螺纹 74°外锥  
METRIC MALE 74° CONE



1Q



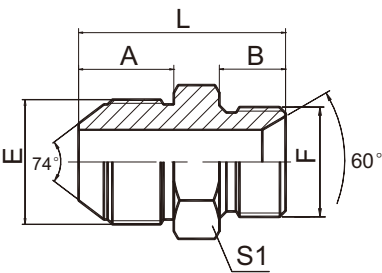
1Q-RN

代 号 PART NO.	螺 纹 THREAD		管子外径 TUBE O.D.	尺 寸 DIMENSIONS				
	E	F		A	B	L	S1	S2, S3
1Q-10	M10X1	M10X1	5	12	12	30	12	14
1Q-12	M12X1.5	M12X1.5	6	15.7	15.7	37.5	14	14
1Q-14	M14X1.5	M14X1.5	8	17	17	40	17	17
1Q-16	M16X1.5	M16X1.5	10	18	18	42	17	19
1Q-18	M18X1.5	M18X1.5	12	18	18	42	19	22
1Q-22	M22X1.5	M22X1.5	14	19.5	19.5	47	24	27
1Q-24	M24X1.5	M24X1.5	16	20	20	50	27	30
1Q-27	M27X1.5	M27X1.5	18	20	20	50	30	32
1Q-30	M30X1.5	M30X1.5	20	23	23	57	32	36
1Q-30E	M30X2	M30X2	20	26	26	63	32	36
1Q-33	M33X2	M33X2	22	26	26	63	36	38
1Q-36	M36X2	M36X2	25	26	26	63	38	41
1Q-39	M39X2	M39X2	28	26	26	65	41	46
1Q-42	M42X2	M42X2	32	28.5	28.5	70	46	50
1Q-45	M45X2	M45X2	34	28.5	28.5	70	46	55

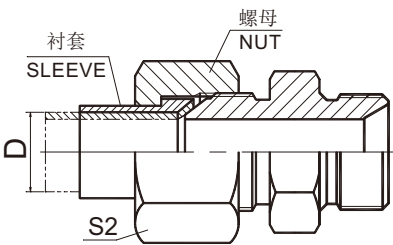
注：如需带衬套及螺母整套订货，则请在代号后加 “RN”，如 1Q-18RN，衬套代号 NB500-Q，螺母代号 NB200-Q。

Note: In case if you are interested to order the adaptor in complete set with sleeve and nut ,it is necessary to insert suffix "RN" after our part no.,for example 1Q-18RN,The sleeve NO. is NB500-Q and the nut NO. is NB200-Q。

公制外螺纹 74°外锥 / 英管外螺纹60°内锥或六角端面用组合垫密封  
METRIC MALE 74° CONE / BSP MALE DOUBLE USE FOR 60°CONE SEAT OR BONDED SEAL



1QB



1QB-RN

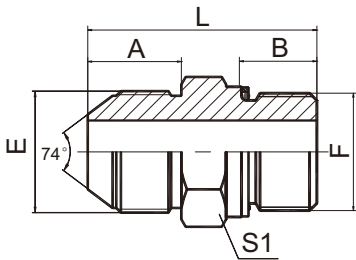
代 号 PART NO.	螺 纹 THREAD		管子外径 TUBE O.D.	尺 寸 DIMENSIONS				
	E	F		A	B	L	S1	S2
1QB-12-02	M12X1.5	G1/8"X28	6	15.7	10	32	14	14
1QB-14-04	M14X1.5	G1/4"X19	8	17	12	35	19	17
1QB-16-06	M16X1.5	G3/8"X19	10	18	13.5	39.5	22	19
1QB-18-06	M18X1.5	G3/8"X19	12	18	13.5	39.5	22	22
1QB-22-08	M22X1.5	G1/2"X14	14	19.5	16	45.5	27	27
1QB-24-10	M24X1.5	G5/8"X14	16	20	17.5	47.5	30	30
1QB-27-12	M27X1.5	G3/4"X14	18	20	18.5	49.5	32	32
1QB-30-12	M30X1.5	G3/4"X14	20	23	18.5	52.5	32	36
1QB-30E-12	M30X2	G3/4"X14	20	26	18.5	55.5	32	36
1QB-33-16	M33X2	G1"X11	22	26	20.5	59.5	41	38
1QB-39-16	M39X2	G1"X11	28	26	20.5	59.5	41	46
1QB-45-20	M45X2	G1.1/4"X11	34	28.5	20.5	64	50	55

注：如需带衬套及螺母整套订货，则请在代号后加 “RN”，如 1QB-18-06RN，衬套代号 NB500-Q，螺母代号NB200-Q。

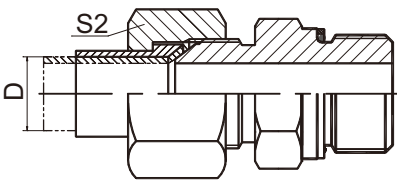
Note: In case if you are interested to order the adaptor in complete set with sleeve and nut ,it is necessary to insert suffix "RN" after our part no.,for example 1QB-18-06RN, The sleeve NO.is NB500-Q and the nut NO. is NB200-Q。



公制外螺纹74°外锥 / 英管外螺纹O形圈  
METRIC MALE 74° CONE / BSP MALE O-RING



1QG



1QG-RN

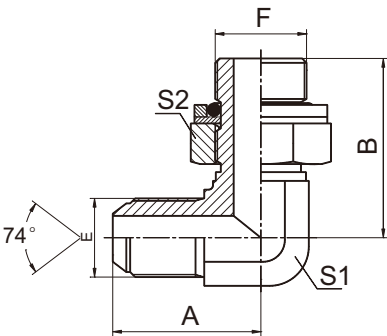
代 号 PART NO.	螺 纹 THREAD		管子外径D TUBE O.D.	O形圈 O-RING F 端	尺 寸 DIMENSIONS				
	E	F			A	B	L	S1	S2
1QG-14-04	M14X1.5	G1/4"X19	8	O111	17	11	36	19	17
1QG-16-06	M16X1.5	G3/8"X19	10	O113	18	11.5	40	22	19
1QG-18-06	M18X1.5	G3/8"X19	12	O113	18	11.5	40	22	22
1QG-18-08	M18X1.5	G1/2"X14	12	O115	18	14	43	27	22
1QG-22-08	M22X1.5	G1/2"X14	14	O115	19.5	14	44.5	27	27
1QG-27-12	M27X1.5	G3/4"X14	18	O119	20	15.5	49.5	32	32
1QG-30-12	M30X1.5	G3/4"X14	20	O119	23	15.5	52.5	32	36
1QG-39-16	M39X2	G1"X11	28	O217	26	18	60	41	46
1QG-45-20	M45X2	G1.1/4"X11	34	O222	28.5	20	66.5	50	55

注： 1 如需带衬套及螺母整套订货，则请在代号后加“RN”，如 1QG-18-06RN，衬套代号 NB500-Q，螺母代号 NB200-Q。2 F 端与 DIN 3852 油口相配。

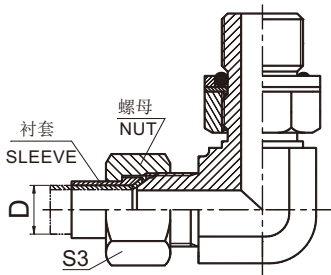
Note: In case if you are interested to order the adapter in complete set with sleeve and nut , it is necessary to insert suffix "RN" after our part no.,for example 1QG-18-06RN, The sleeve NO. is NB500-Q and the nut NO. is NB200-Q。2 F end is connected with DIN 3852 port.

D

90°弯公制 74°外锥 / 公制外螺纹可调向柱端轻系列 ISO 6149-3  
90°ELBOW METRIC 74°CONE / METIRC MALE ADJUSTABLE STUD END L-SERIES ISO 6149-3



1QH9-OG



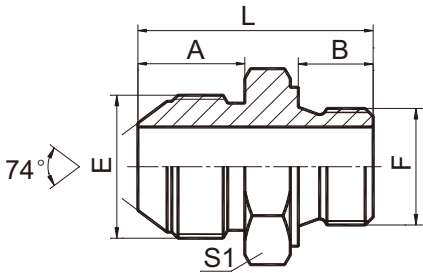
1QH9-OG/RN

代 号 PART NO.	螺 纹 THREAD		管子外径D TUBE O.D.	O形圈O-RING F端	尺 寸 DIMENSIONS				
	E	F			A	B	S1	S2	S3
1QH9-14-12OG	M14X1.5	M12X1.5	8	O09.3X2.4	30.2	32	14	17	17
1QH9-16-14OG	M16X1.5	M14X1.5	10	O11.3X2.4	32	35.5	16	19	19
1QH9-18-16OG	M18x1.5	M16x1.5	12	O13.3X2.4	34	36	19	22	22
1QH9-22-18OG	M22x1.5	M18x1.5	14	O15.3X2.4	37.5	39.5	22	24	27
1QH9-27-22OG	M27x1.5	M22x1.5	18	O19.3X2.4	41.5	43.5	27	27	32
1QH9-30-27OG	M30x1.5	M27x2	20	O23.5X3.0	45.8	50	30	32	36
1QH9-33-27OG	M33x2	M27x2	22	O23.5X3.0	49.5	52	33	32	41
1QH9-36-33OG	M36x2	M33x2	25	O29.2X3.0	51.5	54	36	41	41
1QH9-39-33OG	M39x2	M33x2	28	O29.2X3.0	55.5	57.2	41	41	46
1QH9-45-42OG	M45x2	M42x2	34	O38.5X3.0	62.5	61	48	50	50

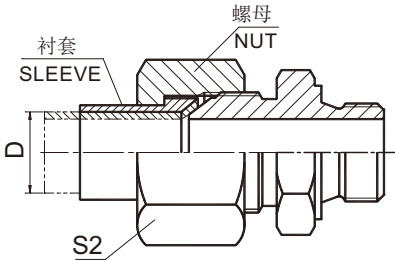
注：1 如需带衬套及螺母整套订货，则请在代号后加“RN”，如 1QH9-22-18/RN，衬套代号 NB500-Q，螺母代号NB200-Q。2 F 端与 ISO 9974-1 油口相配，去掉挡圈则与ISO 6149-1 油口相配。

Note: 1 In case if you are interested to order the adaptor in complete set with sleeve and nut , it is necessary to insert suffix "RN" after our part no.,for example 1QH9-22-18/RN, The sleeve NO. is NB500-Q and the nut NO.is NB200-Q。2 Fend is connected with ISO 9974-1 port and connected with ISO 6149-1 port without retaining ring.

公制外螺纹 74°外锥 / 公制外螺纹组合垫圈  
METRIC MALE 74° CONE / METRIC MALE WITH BONDED SEAL



1QL



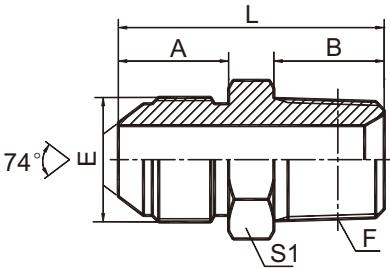
1QL-RN

代 号 PART NO.	螺 纹 THREAD		管子外径D TUBE O.D.	组合垫圈 BONDED SEAL	尺 寸 DIMENSIONS				
	E	F			A	B	L	S1	S2
1QL-10	M10X1	M10X1	5	ZHD-10	12	8	27	17	14
1QL-12	M12X1.5	M12X1.5	6	ZHD-12	15.7	12	35.2	17	14
1QL-12-10	M12X1.5	M10X1	6	ZHD-10	15.7	8	30.5	17	14
1QL-14	M14X1.5	M14X1.5	8	ZHD-14	17	12	36.5	19	17
1QL-14-10	M14X1.5	M10X1	8	ZHD-10	17	8	32	17	17
1QL-14-12	M14X1.5	M12X1.5	8	ZHD-12	17	12	36.5	17	17
1QL-14-16	M14X1.5	M16X1.5	8	ZHD-16	17	12	37	22	17
1QL-16	M16X1.5	M16X1.5	10	ZHD-16	18	12	38	22	19
1QL-16-14	M16X1.5	M14X1.5	10	ZHD-14	18	12	37	19	19
1QL-18	M18X1.5	M18X1.5	12	ZHD-18	18	12	39.5	24	22
1QL-18-16	M18X1.5	M16X1.5	12	ZHD-16	18	12	38	22	22
1QL-22	M22X1.5	M22X1.5	14	ZHD-22	19.5	14	43.5	27	27
1QL-22-18	M22X1.5	M18X1.5	14	ZHD-18	19.5	12	41	24	27
1QL-27	M27X1.5	M27X2	18	ZHD-27	20	16	49	34	32
1QL-27-22	M27X1.5	M22X1.5	18	ZHD-22	20	14	44	30	32
1QL-30-27	M30X1.5	M27X2	20	ZHD-27	23	16	50	34	36
1QL-33	M33X2	M33X2	22	ZHD-33	26	18	57	41	38
1QL-33-27	M33X2	M27X2	22	ZHD-27	26	16	55	34	38
1QL-36-33	M36X2	M33X2	25	ZHD-33	26	18	58	41	41
1QL-39-33	M39X2	M33X2	28	ZHD-33	26	18	59	41	46
1QL-42	M42X2	M42X2	32	ZHD-42	28.5	20	65.5	50	50
1QL-45-42	M45X2	M42X2	34	ZHD-42	28.5	20	65.5	50	55

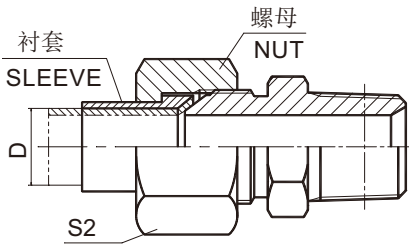
注：如需带衬套及螺母整套订货，则请在代号后加“RN”，如 1QL-18RN，衬套代号 NB500-Q，螺母代号 NB200-Q。  
Note: In case if you are interested to order the adaptor in complete set with sleeve and nut , it is necessary to insert suffix "RN" after our part no.,for example 1QL-18RN, The sleeve NO. is NB500-Q and the nut NO. is NB200-Q

D

公制外螺纹74°外锥 /布锥管外螺纹  
METRIC MALE 74° CONE/NPT MALE



1QN



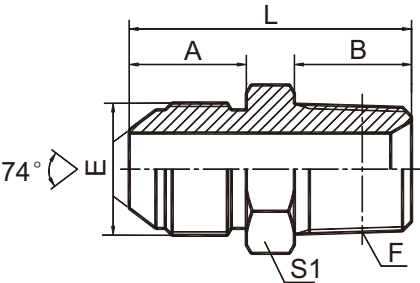
1QN-RN

代 号 PART NO.	螺 纹 THREAD		管子外径 TUBE O.D.	尺 寸 DIMENSIONS				
	E	F		A	B	L	S1	S2
1QN-12-02	M12X1.5	Z1/8"X27	6	15.7	10.5	32	14	14
1QN-12-04	M12X1.5	Z1/4"X18	6	15.7	15	36.5	14	14
1QN-14-02	M14X1.5	Z1/8"X27	8	17	10.5	33	17	17
1QN-14-04	M14X1.5	Z1/4"X18	8	17	15	38	17	17
1QN-16-04	M16X1.5	Z1/4"X18	10	18	15	39	17	19
1QN-16-06	M16X1.5	Z3/8"X18	10	18	16	40	19	19
1QN-18-04	M18X1.5	Z1/4"X18	12	18	15	39	19	22
1QN-18-06	M18X1.5	Z3/8"X18	12	18	16	40	19	22
1QN-18-08	M18X1.5	Z1/2"X14	12	18	19.5	45.5	22	22
1QN-22-06	M22X1.5	Z3/8"X18	14	19.5	16	43.5	24	27
1QN-22-08	M22X1.5	Z1/2"X14	14	19.5	19.5	47	24	27
1QN-27-06	M27X1.5	Z3/8"X18	18	20	16.5	46	30	32
1QN-27-08	M27X1.5	Z1/2"X14	18	20	19.5	49.5	30	32
1QN-27-12	M27X1.5	Z3/4"X14	18	20	19.5	49.5	30	32
1QN-27-16	M27X1.5	Z1"X11.5	18	20	25.5	56.5	36	32
1QN-30-12	M30X1.5	Z3/4"X14	20	23	19.5	53.5	32	36
1QN-33-12	M33X2	Z3/4"X14	22	26	19.5	56.5	36	38
1QN-36-16	M36X2	Z1"X11.5	25	26	25.5	63	41	41
1QN-39-16	M39X2	Z1"X11.5	28	26	25.5	64.5	41	46
1QN-45-16	M45X2	Z1"X11.5	34	28.5	25.5	67	46	55
1QN-45-20	M45X2	Z1.1/4"X11.5	34	28.5	26.5	68	46	55
1QN-45-24	M45X2	Z1.1/2"X11.5	34	28.5	27.5	71	50	55

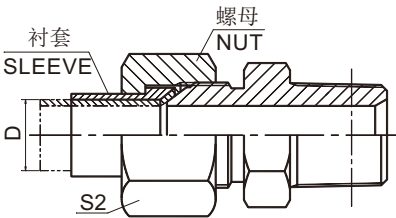
注：如需带衬套及螺母整套订货，则请在代号后加“RN”，如1QN-22-08RN，衬套代号NB500-Q，螺母代号NB200-Q。

Note: In case if you are interested to order the adaptor in complete set with sleeve and nut , it is necessary to insert suffix "RN" after our part no.,for example 1QN-22-08RN, The sleeve NO. is NB500-Q and the nut NO. is NB200-Q。

公制外螺纹 74°外锥 / 英锥管外螺纹  
METRIC MALE 74° CONE / BSPT MALE



1QT-SP



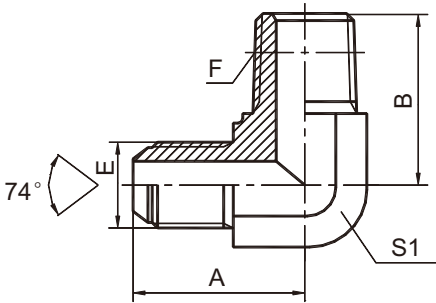
1QT-SP/RN

代 号 PART NO.	螺 纹 THREAD		管子外径 TUBE O.D.	尺 寸 DIMENSIONS				
	E	F		A	B	L	S1	S2
1QT-10-02SP	M10X1	R1/8"X28	5	12	10	28	12	14
1QT-14-04SP	M14X1.5	R1/4"X19	8	17	14.5	37.5	17	17
1QT-14-06SP	M14X1.5	R3/8"X19	8	17	15	38	17	17
1QT-16-04SP	M16X1.5	R1/4"X19	10	18	14.5	38.5	17	19
1QT-16-06SP	M16X1.5	R3/8"X19	10	18	15	39	17	19
1QT-18-04SP	M18X1.5	R1/4"X19	12	18	14.5	38.5	19	22
1QT-18-06SP	M18X1.5	R3/8"X19	12	18	15	39	19	22
1QT-22-08SP	M22X1.5	R1/2"X14	14	19.5	20	47.5	24	27
1QT-27-08SP	M27X1.5	R1/2"X14	18	20	20	50	30	32
1QT-27-12SP	M27X1.5	R3/4"X14	18	20	20	50	30	32
1QT-30-12SP	M30X1.5	R3/4"X14	20	23	20	54	32	36
1QT-33-12SP	M33X2	R3/4"X14	22	26	20	57	36	38
1QT-36-16SP	M36X2	R1"X11	25	26	25.5	61.5	38	41
1QT-39-16SP	M39X2	R1"X11	28	26	25.5	64.5	41	46
1QT-45-20SP	M45X2	R1.1/4"X11	34	28.5	26.5	68	46	55

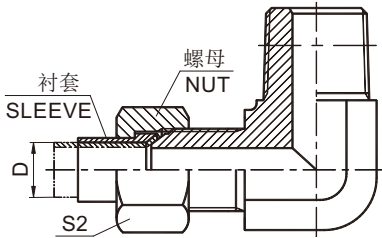
注：如需带衬套及螺母整套订货，则请在代号后加 “RN”，如 1QT-22-08SP/RN，衬套代号 NB500-Q，螺母代号NB200-Q。

Note: In case if you are interested to order the adapter in complete set with sleeve and nut , it is necessary to insert suffix "RN" after our part no.,for example 1QT-22-08SP/RN, The sleeve NO. is NB500-Q and the nut NO. is NB200-Q。

90°弯公制外螺纹 74°外锥 / 英锥管外螺纹  
90°ELBOW METRIC MALE 74°CONE / BSPT MALE



1QT9-SP



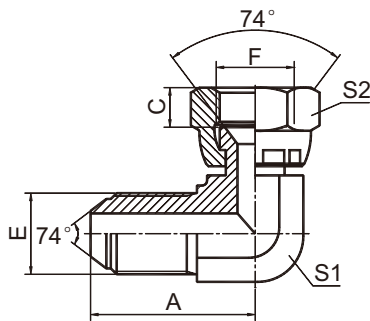
1QT9-SP/RN

代 号 PART NO.	螺 纹 THREAD		管子外径 TUBE O.D.	尺 寸 DIMENSIONS			
	E	F		A	B	S1	S2
1QT9-14-04SP	M14X1.5	R1/4"X19	8	30.2	25.5	14	17
1QT9-16-04SP	M16X1.5	R1/4"X19	10	32	26.5	16	19
1QT9-18-06SP	M18X1.5	R3/8"X19	12	34	29	19	22
1QT9-18-08SP	M18X1.5	R1/2"X14	12	36	36	22	22
1QT9-22-08SP	M22X1.5	R1/2"X14	14	37.5	36	22	27
1QT9-27-08SP	M27X1.5	R1/2"X14	18	41.5	39.5	27	32
1QT9-27-12SP	M27X1.5	R3/4"X14	18	41.5	44	27	32
1QT9-30-12SP	M30X1.5	R3/4"X14	20	45.8	45.5	30	36
1QT9-33-12SP	M33X2	R3/4"X14	22	49.5	47.5	33	38
1QT9-36-16SP	M36X2	R1"X11	25	51.5	52	36	41
1QT9-39-16SP	M39X2	R1"X11	28	55.5	55.2	41	46
1QT9-45-20SP	M45X2	R1.1/4"X11	34	62.5	61	48	55

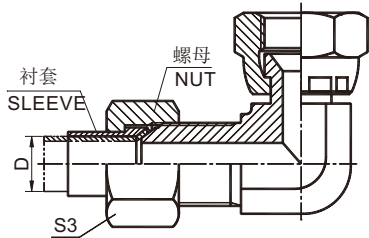
注：如需带衬套及螺母整套订货，则请在代号后加“RN”，如 1QT9-22-08SP/RN，衬套代号 NB500-Q，螺母代号NB200-Q。

Note: In case if you are interested to order the adapter in complete set with sleeve and nut , it is necessary to insert suffix "RN" after our part no.,for example 1QT9-22-08SP/RN, The sleeve NO. is NB500-Q and the nut NO. is NB200-Q。

公制外螺纹74°外锥 / 公制内螺纹74°内锥  
METRIC MALE 74° CONE / METRIC FEMALE 74° SEAT



2Q9



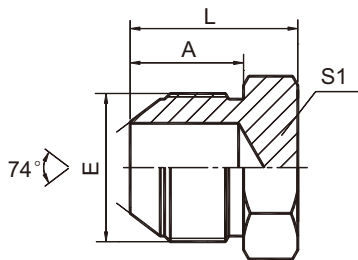
2Q9-RN

代 号 PART NO.	螺 纹 THREAD		管子外径 TUBE O.D.	尺 寸 DIMENSIONS				
	E	F		A	C	S1	S2	S3
2Q9-14	M14X1.5	M14X1.5	8	30.2	8.5	14	19	17
2Q9-16	M16X1.5	M16X1.5	10	32.5	8	16	22	19
2Q9-18	M18X1.5	M18X1.5	12	34	8	19	24	22
2Q9-22	M22X1.5	M22X1.5	14	37.5	10	22	27	27
2Q9-27	M27X1.5	M27X1.5	18	41.5	10	27	32	32
2Q9-30	M30X1.5	M30X1.5	20	45.8	11	30	36	36
2Q9-33	M33X2	M33X2	22	49.5	13	33	41	38
2Q9-36	M36X2	M36X2	25	51.5	13	36	41	41
2Q9-39	M39X2	M39X2	28	55.5	13	41	46	46
2Q9-45	M45X2	M45X2	34	62.5	15	48	55	55

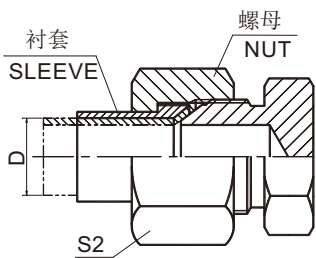
注：如需带衬套及螺母整套订货，则请在代号后加 “RN”，如 2Q9-18RN，衬套代号 NB500-Q，螺母代号 NB200-Q。

Note: In case if you are interested to order the adaptor in complete set with sleeve and nut , it is necessary to insert suffix "RN" after our part no.,for example 2Q9-18RN, The sleeve NO. is NB500-Q and the nut NO. is NB200-Q。is NB200-Q。

公制外螺纹 74°外锥堵头  
METRIC MALE 74° CONE PLUG



4Q



4Q-RN

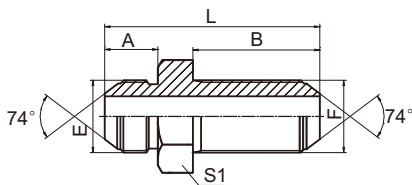
代 号 PART NO.	螺 纹 THREAD	管子外径 TUBE O.D.	尺 寸 DIMENSIONS			
	E	D	A	L	S1	S2
4Q-10	M10X1	5	12	18	12	14
4Q-12	M12X1.5	6	15.7	21.5	14	14
4Q-14	M14X1.5	8	17	23	17	17
4Q-16	M16X1.5	10	18	24	17	19
4Q-18	M18X1.5	12	18	24	19	22
4Q-22	M22X1.5	14	19.5	27.5	24	27
4Q-24	M24X1.5	16	20	30	27	30
4Q-27	M27X1.5	18	20	30	30	32
4Q-30	M30X1.5	20	23	34	32	36
4Q-30E	M30X2	20	26	37	32	36
4Q-33	M33X2	22	26	37	36	38
4Q-36	M36X2	25	26	38	38	41
4Q-39	M39X2	28	26	39	41	46
4Q-42	M42X2	32	28.5	41.5	46	50
4Q-45	M45X2	34	28.5	41.5	46	55

注：如需带衬套及螺母整套订货，则请在代号后加“RN”，如 4Q-18RN，衬套代号 NB500-Q，螺母代号 NB200-Q。

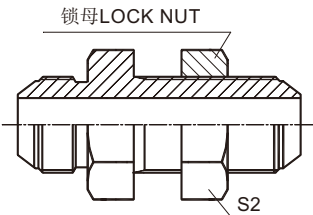
Note: In case if you are interested to order the adaptor in complete set with sleeve and nut , it is necessary to insert suffix "RN" after our part no.,for example 4Q-18RN, The sleeve NO. is NB500-Q and the nut NO. is NB200-Q。



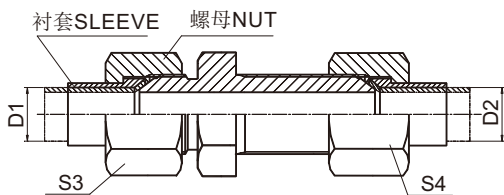
公制外螺纹 74°外锥过板接头  
METRIC MALE 74° CONE BULKHEAD



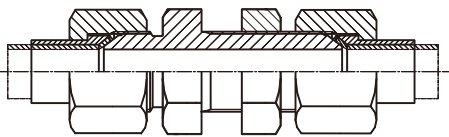
6Q



6Q-LN



6Q-RN



6Q-LN/RN

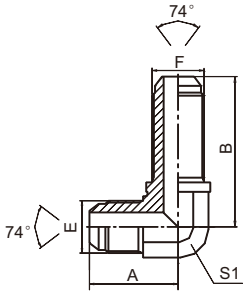
代 号 PART NO.	螺 纹 THREAD		管子外径 TUBE O.D.	尺 寸 DIMENSIONS					
	E	F		A	B	L	S1	S2	S3, S4
6Q-10	M10X1	M10X1	5	12.5	34	52.5	14	14	14
6Q-12	M12X1.5	M12X1.5	6	15.7	38	59.7	17	17	14
6Q-14	M14X1.5	M14X1.5	8	17	40	64	17	19	17
6Q-16	M16X1.5	M16X1.5	10	18	41	65	19	22	19
6Q-18	M18X1.5	M18X1.5	12	18	43	69	24	24	22
6Q-22	M22X1.5	M22X1.5	14	19.5	44	73.5	27	27	27
6Q-24	M24X1.5	M24X1.5	16	20	45	75	27	30	30
6Q-27	M27X1.5	M27X1.5	18	20	48	78	30	32	32
6Q-30	M30X1.5	M30X1.5	20	23	53	87	34	36	36
6Q-33	M33X2	M33X2	22	26	55	92	36	41	38
6Q-36	M36X2	M36X2	25	25	56	94	41	41	41
6Q-39	M39X2	M39X2	28	26	58	97	41	46	46
6Q-42	M42X2	M42X2	32	28.5	59	102.5	50	50	50
6Q-45	M45X2	M45X2	34	28.5	60	103.5	50	50	55

注：如需带锁母订货，则请在代号后加“LN”，如6Q-18LN；如需带衬套及螺母整套订货，则请在代号后加“RN”，如6Q-18RN；如需带锁母、衬套及螺母订货，在代号后加“LN/RN”，如6Q-18LN/RN；衬套代号 NB500-Q，螺母代号 NB200-Q，锁母代号 8C。

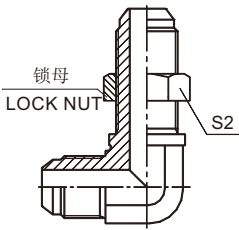
Note: In case if you are interested to order the adapter with lock nut, please insert suffix "LN" after our part no., for example 6Q-18LN; order the adapter with sleeve and nut, please insert suffix "RN" after our part no., for example 6Q-18RN; order the adapter with lock nut and sleeve and nut, insert suffix "LN/RN" after part no., for example 6Q-18LN/RN; The sleeve NO. is NB500-Q and the nut NO. is NB200-Q and the lock nut no. is 8C.

D

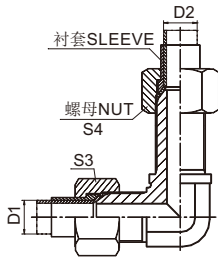
90°弯公制外螺纹 74°外锥过板接头  
90°ELBOW METRIC MALE 74°CONE BULKHEAD



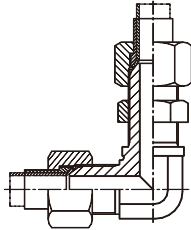
6Q9



6Q9-LN



6Q9-RN



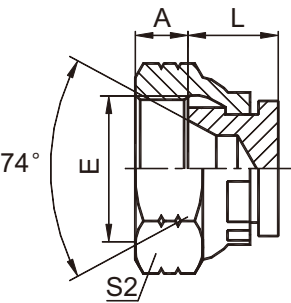
6Q9-LN/RN

代 号 PART NO.	螺 纹 THREAD		管子外径 TUBE O.D.	尺 寸 DIMENSIONS				
	E	F		A	B	S1	S2	S3, S4
6Q9-12	M12X1.5	M12X1.5	6	25.5	52	11	17	14
6Q9-14	M14X1.5	M14X1.5	8	30.2	56	14	19	17
6Q9-16	M16X1.5	M16X1.5	10	32	58	16	22	19
6Q9-18	M18X1.5	M18X1.5	12	34	62	19	24	22
6Q9-22	M22X1.5	M22X1.5	14	37.5	64	22	27	27
6Q9-27	M27X1.5	M27X1.5	18	41.5	72	27	32	32
6Q9-30	M30X1.5	M30X1.5	20	45.8	78	30	36	36
6Q9-33	M33X2	M33X2	22	51.5	82	33	41	38
6Q9-36	M36X2	M36X2	25	51.5	86	36	41	41
6Q9-39	M39X2	M39X2	28	55.5	88	41	46	46
6Q9-42	M42X2	M42X2	32	57	95	41	50	50
6Q9-45	M45X2	M45X2	34	62.5	96	48	55	55

注：如需带锁母订货，则请在代号后加“LN”，如6Q-18LN；如需带衬套及螺母整套订货，则请在代号后加“RN”，如 6Q-18RN；如需带锁母、衬套及螺母订货，在代号后加“LN/RN”，如 6Q-18LN/RN；衬套代号 NB500-Q，螺母代号NB200-Q，锁母代号 8C。

Note: In case if you are interested to order the adapter with lock nut,please insert suffix "LN" after our part no., for example 6Q-18LN; order the adapter with sleeve and nut, please insert suffix "RN" after our part no.,for example 6Q-18RN; order the adapter with lock nut and sleeve and nut, insert suffix "LN/RN" after part no.,for example 6Q-18LN/RN; The sleeve NO. is NB500-Q and the nut NO. is NB200-Q and the lock nut no. is 8C。

公制内螺纹 74°内锥堵头  
METRIC FEMALE 74°SEAT PLUG

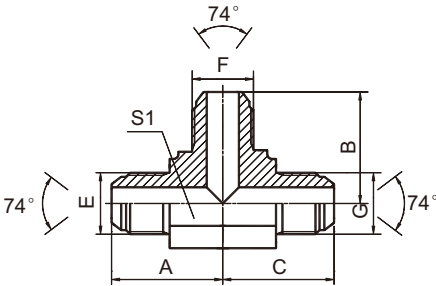


9Q

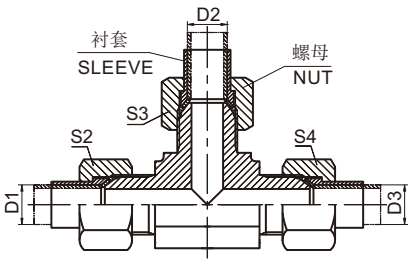
代 号 PART NO.	螺 纹 THREAD	尺 寸 DIMENSIONS		
	E	A	L	S2
9Q-14	M14X1.5	8.5	11	19
9Q-16	M16X1.5	8	12	22
9Q-18	M18X1.5	8	13	24
9Q-22	M22X1.5	10	14	27
9Q-27	M24X1.5	10	17	32
9Q-30	M30X1.5	11	17	36
9Q-36	M36X2	13	20	41
9Q-39	M39X2	13	21	46
9Q-45	M45X2	15	23	50
9Q-52	M52X2	17	27	60
9Q-60	M60X2	20	30	70

D

公制外螺纹 74°外锥 三通  
METRIC MALE 74° CONE TEE



AQ



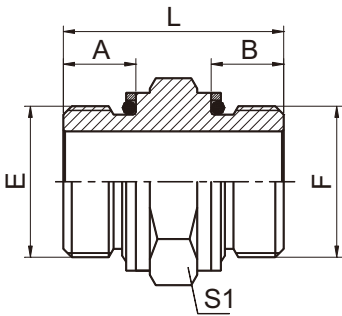
AQ-RN

代 号 PART NO.	螺 纹 THREAD			管子外径 TUBE O.D. D1,D2,D3	尺 寸 DIMENSIONS				
	E	F	G		A	B	C	S1	S2,S3,S4
AQ-14	M14X1.5	M14X1.5	M14X1.5	8	27	27	27	14	17
AQ-16	M16X1.5	M16X1.5	M16X1.5	10	29.5	29.5	29.5	16	19
AQ-18	M18X1.5	M18X1.5	M18X1.5	12	34	34	34	19	22
AQ-22	M22X1.5	M22X1.5	M22X1.5	14	37.5	37.5	37.5	22	27
AQ-27	M27X1.5	M27X1.5	M27X1.5	18	41.5	41.5	41.5	27	32
AQ-30	M30X1.5	M30X1.5	M30X1.5	20	42.8	42.8	42.8	30	36
AQ-33	M33X2	M33X2	M33X2	22	49.5	49.5	49.5	33	38

注：如需带衬套及螺母整套订货，则请在代号后加“RN”，如 AQ-18RN，衬套代号 NB500-Q，螺母代号 NB200-Q。

Note: In case if you are interested to order the adaptor in complete set with sleeve and nut , it is necessary to insert suffix "RN" after our part no.,for example AQ-18RN, The sleeve NO. is NB500-Q and the nut NO. is NB200-Q。

公制外螺纹轻系列 ISO 6149-3  
METRIC MALE L-SERIES ISO 6149-3



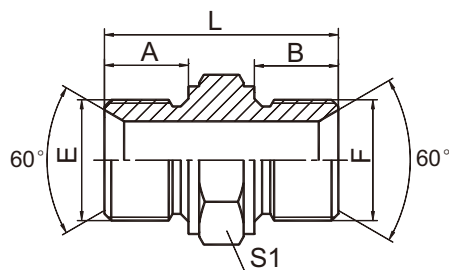
1H

代 号 PART NO.	螺 纹 THREAD		O 形圈 O-RING		尺 寸 DIMENSIONS			
	E	F	E端	F端	A	B	L	S1
1H-10	M10X1	M10X1	O08.1X1.6	O08.1X1.6	8.5	8.5	28	14
1H-12	M12X1.5	M12X1.5	O09.3X2.4	O09.3X2.4	11.0	11.0	33	17
1H-14	M14X1.5	M14X1.5	O11.3X2.4	O11.3X2.4	11.0	11.0	33	19
1H-16	M16X1.5	M16X1.5	O13.3X2.4	O13.3X2.4	11.5	11.5	34	22
1H-18	M18X1.5	M18X1.5	O15.3X2.4	O15.3X2.4	12.5	12.5	36	24
1H-22	M22X1.5	M22X1.5	O19.3X2.4	O19.3X2.4	13.0	13.0	39	27
1H-27	M27X2	M27X2	O23.5X3.0	O23.5X3.0	16.0	16.0	45	32
1H-33	M33X2	M33X2	O29.5X3.0	O29.5X3.0	16.0	16.0	48	41
1H-42	M42X2	M42X2	O38.5X3.0	O38.5X3.0	16.0	16.0	50	50
1H-48	M48X2	M48X2	O44.5X3.0	O44.5X3.0	17.5	17.5	53	55

注：可与 ISO 9974-1 油口相配，去掉挡圈与ISO 6149-1 油口相配。  
Note: fit for ISO 9974-1 port or ISO 6149-1 port when useless of retaining ring.

D

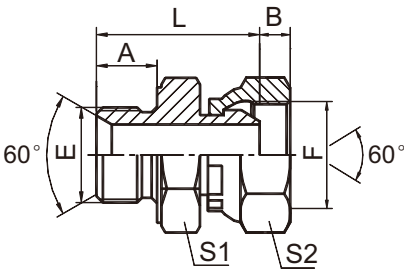
公制外螺纹 60°内锥或六角端面用组合垫密封  
METRIC MALE DOUBLE USE FOR 60° CONE SEAT OR BONDED SEAL



1M

代 号 PART NO.	螺 纹 THREAD		尺 寸 DIMENSIONS			
	E	F	A	B	L	S1
1M-10	M10X1	M10X1	8	8	24	14
1M-10-12	M10X1	M12X1.5	8	10	26	17
1M-12	M12X1.5	M12X1.5	10	10	28	17
1M-12-14	M12X1.5	M14X1.5	10	11	29	19
1M-14	M14X1.5	M14X1.5	11	11	30	19
1M-14-16	M14X1.5	M16X1.5	11	12	31	22
1M-16	M16X1.5	M16X1.5	12	12	32	22
1M-16-18	M16X1.5	M18X1.5	12	12	34	24
1M-18	M18X1.5	M18X1.5	12	12	34	24
1M-18-22	M18X1.5	M22X1.5	12	14	38	27
1M-20-22	M20X1.5	M22X1.5	14	14	38	27
1M-22	M22X1.5	M22X1.5	14	14	38	27
1M-22-26	M22X1.5	M26X1.5	14	16	43	32
1M-22-27	M22X1.5	M27X2	14	16	43	32
1M-22-27D	M22X1.5	M27X1.5	14	16	43	32
1M-26	M26X1.5	M26X1.5	16	16	45	32
1M-26-30	M26X1.5	M30X2	16	18	47	36
1M-26-30D	M26X1.5	M30X1.5	16	18	47	36
1M-27	M27X2	M27X2	16	16	45	32
1M-27D	M27X1.5	M27X1.5	16	16	45	32
1M-30	M30X2	M30X2	18	18	49	36
1M-30D	M30X1.5	M30X1.5	18	18	49	36

公制外螺纹60°内锥 / 公制内螺纹60°外锥  
METRIC MALE 60°SEAT/METRIC FEMALE 60°CONE

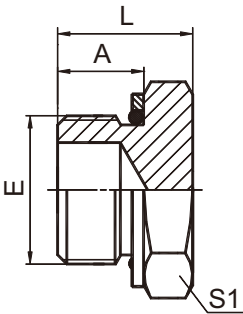


2M

代号 PART NO.	螺 纹 THREAD		尺 寸 DIMENSIONS				
	E	F	A	B	L	S1	S2
2M-12	M12X1.5	M12X1.5	10	5	28	17	17
2M-14	M14X1.5	M14X1.5	11	5.5	29.5	19	19
2M-16	M16X1.5	M16X1.5	12	5.5	32	22	22
2M-16-18	M16X1.5	M18X1.5	12	5.5	33	22	24
2M-18	M18X1.5	M18X1.5	12	5.5	33	24	24
2M-18-16	M18X1.5	M16X1.5	12	5.5	32	24	22
2M-18-20	M18X1.5	M20X1.5	12	6.5	34.5	24	27
2M-18-22	M18X1.5	M22X1.5	12	6	35	24	27
2M-20	M20X1.5	M20X1.5	14	6.5	38.5	27	27
2M-20-18	M20X1.5	M18X1.5	14	5.5	37	27	24
2M-20-22	M20X1.5	M22X1.5	14	6	39	27	27
2M-22	M22X1.5	M22X1.5	14	6	39	27	27
2M-22-18	M22X1.5	M18X1.5	14	5.5	37	27	24
2M-22-20	M22X1.5	M20X1.5	14	6.5	38.5	27	27
2M-27	M27X2	M27X2	16	6	42.5	32	32
2M-27D	M27X1.5	M27X1.5	16	6	42.5	32	32
2M-30	M30X2	M30X2	18	6	46.5	36	36
2M-30D	M30X1.5	M30X1.5	18	6	46.5	36	36

D

公制外螺纹轻系列堵头ISO 6149-3  
METRIC MALE L-SERIES PLUG ISO 6149-3

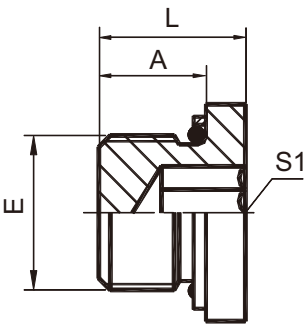


4H

代号 PART NO.	螺 纹 THREAD	O形圈 O-RING	尺 寸 DIMENSIONS		
	E	E端	A	L	S1
4H-12	M12X1.5	O09.3X2.4	11	19.5	17
4H-14	M14X1.5	O11.3X2.4	11	19.5	19
4H-16	M16X1.5	O13.3X2.4	12.5	23	22
4H-18	M18X1.5	O15.3X2.4	14	24.5	24
4H-22	M22X1.5	O19.3X2.4	15	27.5	27
4H-27	M27X2	O23.5X3.0	18.5	32	32
4H-33	M33X2	O29.5X3.0	18.5	34.5	41
4H-42	M42X2	O38.5X3.0	19	37	50

注：可与ISO 9974-1 油口相配，去掉挡圈与ISO 6149-1 油口相配。  
Note: fit for ISO 9974-1 port or ISO 6149-1 port when useless of retaining ring.

公制外螺纹轻系列堵头ISO 6149-3  
METRIC MALE L-SERIES HOLLOW HEX PLUG ISO 6149-3



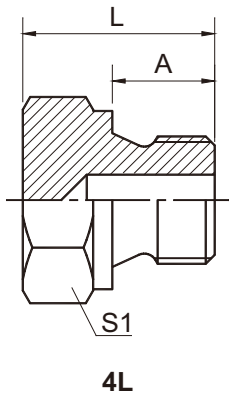
4HN

代号 PART NO.	螺 纹 THREAD	O形圈 O-RING	尺 寸 DIMENSIONS		
	E	E端	A	L	S1
4HN-10	M10X1	O08.1X1.6	8.5	11.5	5
4HN-12	M12X1.5	O09.3X2.4	11	14	6
4HN-14	M14X1.5	O11.3X2.4	11	14	6
4HN-16	M16X1.5	O13.3X2.4	11.5	14	8
4HN-18	M18X1.5	O15.3X2.4	12.5	15.5	8
4HN-22	M22X1.5	O19.3X2.4	13	16	10
4HN-27	M27X2	O23.5X3.0	16	19	12
4HN-33	M33X2	O29.5X3.0	16	20	17
4HN-42	M42X2	O38.5X3.0	16	22	22
4HN-48	M48X2	O44.5X3.0	17.5	21.5	24

注：可与ISO 9974-1 油口相配，去掉挡圈与ISO 6149-1 油口相配。  
Note: fit for ISO 9974-1 port or ISO 6149-1 port when useless of retaining ring.

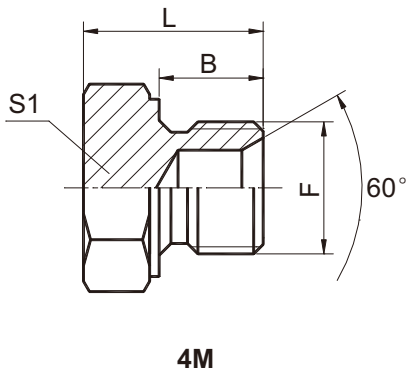


公制外螺纹组合垫圈密封堵头  
METRIC MALE BONDED SEAL PLUG



代 号 PART NO.	螺 纹 THREAD	尺 寸 DIMENSIONS		
	E	A	L	S1
4L-10	M10X1	8	15	14
4L-12	M12X1.5	12	19.5	17
4L-18	M18X1.5	12	21.5	24
4L-22	M22X1.5	14	25.5	27
4L-33	M33X2	18	33	41
4L-42	M42X2	20	37	50
4L-48	M48X2	20	37	60

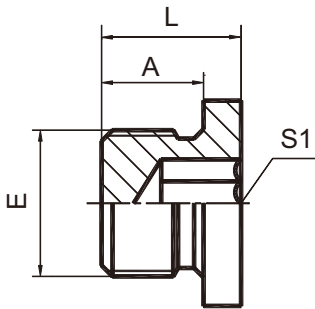
公制外螺纹 60°内锥或六角端面用组合垫密封堵头  
METRIC MALE DOUBLE USE FOR 60° CONE SEAT OR BONDED SEAL PLUG



代 号 PART NO.	螺 纹 THREAD	尺 寸 DIMENSIONS		
	F	B	L	S1
4M-10	M10X1	8	15	14
4M-12	M12X1.5	10	17	17
4M-14	M14X1.5	11	19	19
4M-16	M16X1.5	12	20	22
4M-18	M18X1.5	12	20	24
4M-20	M20X1.5	14	23	27
4M-22	M22X1.5	14	23	27
4M-24	M24X1.5	14	25	30
4M-26	M26X1.5	16	28	32
4M-27D	M27X1.5	16	28	32
4M-30	M30X2	18	30	36
4M-30D	M30X1.5	18	30	36

D

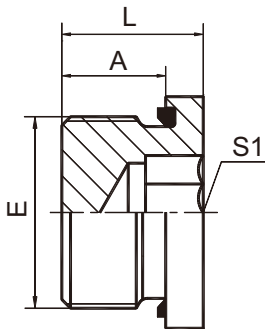
公制外螺纹内六角堵头  
METRIC MALE HOLLOW HEX PLUG



4MN

代号 PART NO.	螺 纹 THREAD	尺 寸 DIMENSIONS		
	E	A	L	S1
4MN-12	M12X1.5	10	14	6
4MN-14	M14X1.5	11	15	6
4MN-16	M16X1.5	12	16	8
4MN-18	M18X1.5	12	16	8
4MN-20	M20X1.5	14	18	10
4MN-22	M22X1.5	14	18	10
4MN-24	M24X1.5	14	18	12
4MN-26	M26X1.5	16	21	12
4MN-30	M30X2	18	23	17
4MN-30D	M30X1.5	18	23	17

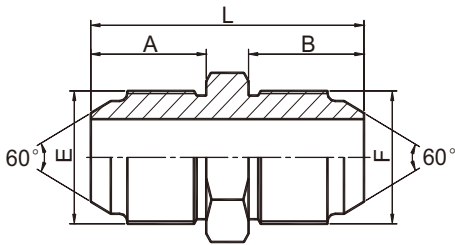
公制外螺纹胶垫密封内六角堵头  
METRIC MALE CAPTIVE SEAL HOLLOW HEX PLUG



4MN-WD

代号 PART NO.	螺 纹 THREAD	胶 垫 CAPTIVE	尺 寸 DIMENSIONS		
	E	E端	A	L	S1
4MN-10WD	M10X1	WD-B02	8	12	5
4MN-12WD	M12X1.5	WD-M12	12	17	6
4MN-14WD	M14X1.5	WD-B04	12	17	6
4MN-16WD	M16X1.5	WD-M16	12	17	8
4MN-18WD	M18X1.5	WD-M18	12	17	8
4MN-20WD	M20X1.5	WD-M20	14	19	10
4MN-22WD	M22X1.5	WD-M22	14	19	10
4MN-26WD	M26X1.5	WD-B12	16	21	12
4MN-27WD	M27X2	WD-B12	16	21	12
4MN-33WD	M33X2	WD-B16	18	24.5	17
4MN-42WD	M42X2	WD-B20	20	26.5	22
4MN-48WD	M48X2	WD-B24	22	28.5	24

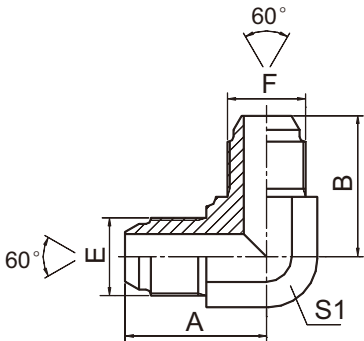
日本公制外螺纹 60°外锥  
JIS METRIC MALE 60°CONE



1K

代号 PART NO.	螺 纹 THREAD		尺 寸 DIMENSIONS			
	E	F	A	B	L	S1
1K-14	M14X1.5	M14X1.5	17	17	40	17
1K-16	M16X1.5	M16X1.5	18	18	42	17
1K-18	M18X1.5	M18X1.5	18	18	42	19
1K-20	M20X1.5	M20X1.5	20	20	48	22
1K-22	M22X1.5	M22X1.5	20	20	48	24
1K-24	M24X1.5	M24X1.5	21.5	21.5	53	27
1K-30	M30X1.5	M30X1.5	26	26	63	32
1K-33	M33X1.5	M33X1.5	30	30	71	36
1K-36	M36X1.5	M36X1.5	33	33	79	41
1K-42	M42X1.5	M42X1.5	36	36	85	46

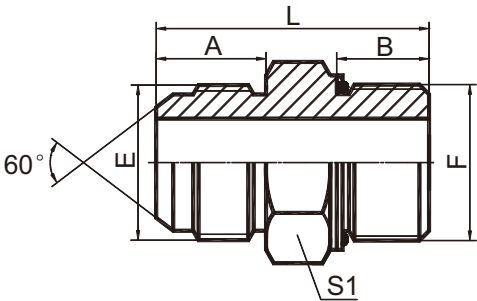
90°日本公制外螺纹 60°外锥  
90°JIS METRIC MALE 60°CONE



1K9

代号 PART NO.	螺 纹 THREAD		尺 寸 DIMENSIONS		
	E	F	A	B	S1
1K9-14	M14X1.5	M14X1.5	29	29	14
1K9-16	M16X1.5	M16X1.5	30.5	30.5	16
1K9-18	M18X1.5	M18X1.5	33.8	33.8	19
1K9-22	M22X1.5	M22X1.5	38	38	22
1K9-24	M24X1.5	M24X1.5	41.2	41.2	24
1K9-30	M30X1.5	M30X1.5	45.7	45.7	30
1K9-33	M33X1.5	M33X1.5	52	52	33

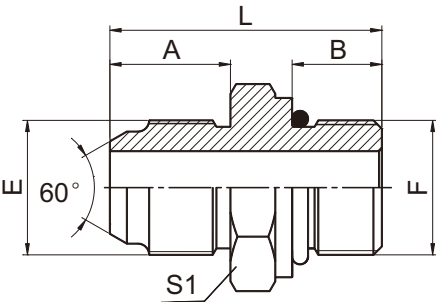
日本公制外螺纹60°外锥 / 英管外螺纹O形圈  
JIS METRIC MALE 60° CONE / BSP MALE O-RING



1KG

代 号 PART NO.	螺 纹 THREAD		O 形圈 O-RING	尺 寸 DIMENSIONS			
	E	F		A	B	L	S1
1KG-14-04	M14X1.5	G1/4"X19	O111	17	11	36	19
1KG-14-06	M14X1.5	G3/8"X19	O113	17	11.5	36.5	22
1KG-16-06	M16X1.5	G3/8"X19	O113	18	11.5	38	22
1KG-18-06	M18X1.5	G3/8"X19	O113	18	11.5	38	22
1KG-22-08	M22X1.5	G1/2"X14	O115	20	14	47	27
1KG-30-12	M30X1.5	G3/4"X14	O119	26	15.5	52.5	32
1KG-33-12	M33X1.5	G3/4"X14	O119	30	15.5	59.5	36
1KG-33-16	M33X1.5	G1"X11	O217	30	18	62	41

日本公制外螺纹 60°外锥 / 公制外螺纹可调向柱端重系列ISO 6149-2  
JIS METRIC MALE 60°CONE / METIRC MALE ADJUSTABLE STUD END S-SERIES ISO6149-2

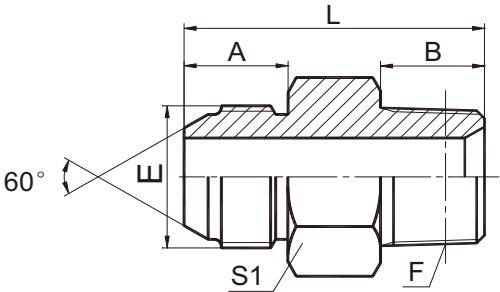


1KH

代 号 PART NO.	螺 纹 THREAD		O 形圈 O-RING	尺 寸 DIMENSIONS			
	E	F	F 端	A	B	L	S1
1KH-14-12	M14X1.5	M12X1.5	O09.3X2.4	17	11.0	39	17
1KH-14	M14X1.5	M14X1.5	O11.3X2.4	17	11.0	39	19
1KH-16-14	M16X1.5	M14X1.5	O11.3X2.4	18	11.0	40	19
1KH-18-14	M18X1.5	M14X1.5	O11.3X2.4	18	11.0	40	19
1KH-18-16	M18X1.5	M16X1.5	O13.3X2.4	18	12.5	42	22
1KH-18-20	M18X1.5	M20X1.5	O17.3X2.4	18	14.0	45	27
1KH-20-18	M20X1.5	M18X1.5	O15.3X2.4	20	14.0	47	24
1KH-22-20	M22X1.5	M20X1.5	O17.3X2.4	20	14.0	47	27
1KH-24-20	M24X1.5	M20X1.5	O17.3X2.4	21.5	14.0	48.5	27
1KH-24-22	M24X1.5	M22X1.5	O19.3X2.4	21.5	15.0	50	27
1KH-30-27	M30X1.5	M27X2	O23.5X3.0	26	18.5	60.5	32
1KH-33	M33X1.5	M33X2	O29.5X3.0	30	18.5	65	41
1KH-36-33	M36X1.5	M33X2	O29.5X3.0	33	18.5	68	41

注：F 端与 ISO 6149-1 油口相配。 Note: F end is fit for ISO 6149-1 port.

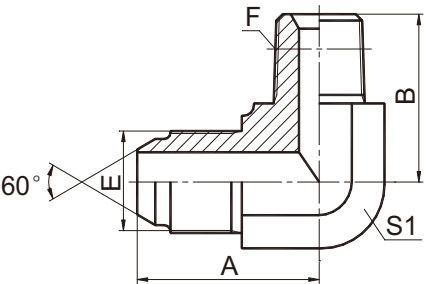
日本公制外螺纹60°外锥 / 布锥管外螺纹  
JIS METRIC MALE 60°CONE/NPT MALE



1KN

代 号 PART NO.	螺 纹 THREAD		尺 寸 DIMENSIONS			
	E	F	A	B	L	S1
1KN-14-04	M14X1.5	Z1/4"X18	17	15	38	17
1KN-14-06	M14X1.5	Z3/8"X18	17	16	39	19
1KN-16-06	M16X1.5	Z3/8"X18	18	16	40	19
1KN-16-08	M16X1.5	Z1/2"X14	18	19.5	45.5	22
1KN-18-06	M18X1.5	Z3/8"X18	18	16	40	19
1KN-20-06	M20X1.5	Z3/8"X18	20	16	44	22
1KN-20-08	M20X1.5	Z1/2"X14	20	19.5	47.5	22
1KN-22-08	M22X1.5	Z1/2"X14	20	19.5	47.5	24
1KN-24-08	M24X1.5	Z1/2"X14	21.5	19.5	51	27
1KN-24-12	M24X1.5	Z3/4"X14	21.5	19.5	51	30
1KN-30-12	M30X1.5	Z3/4"X14	26	19.5	56.5	32
1KN-33-16	M33X1.5	Z1"X11.5	30	25.5	66.5	36
1KN-36-20	M36X1.5	Z1.1/4"X11.5	33	26.5	72.5	46
1KN-42-24	M42X1.5	Z1.1/2"X11.5	36	27.5	78.5	50

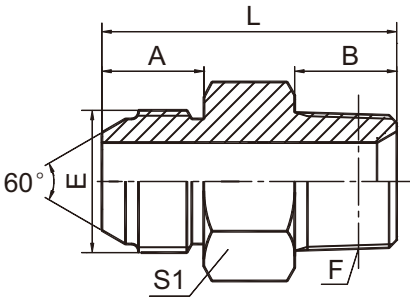
90°日本公制外螺纹 60°外锥 / 美制布锥管外螺纹  
90°JIS METRIC MALE 60°CONE/NPT MALE



1KN9

代号 PART NO.	螺 纹 THREAD		尺 寸 DIMENSIONS		
	E	F	A	B	S1
1KN9-14-04	M14X1.5	Z1/4"X18	29	25.5	14
1KN9-16-06	M16X1.5	Z3/8"X18	31.5	29.5	16
1KN9-16-08	M16X1.5	Z1/2"X14	35.5	36.7	22
1KN9-18-06	M18X1.5	Z3/8"X18	33.5	31	19
1KN9-20-06	M20X1.5	Z3/8"X18	36	31	19
1KN9-20-08	M20X1.5	Z1/2"X14	38	36.7	22
1KN9-22-08	M22X1.5	Z1/2"X14	38	36.7	22
1KN9-24-08	M24X1.5	Z1/2"X14	43.5	40	27
1KN9-24-12	M24X1.5	Z3/4"X14	43	44	27
1KN9-30-12	M30X1.5	Z3/4"X14	48	45	30
1KN9-33-16	M33X1.5	Z1"X11.5	55	50	33

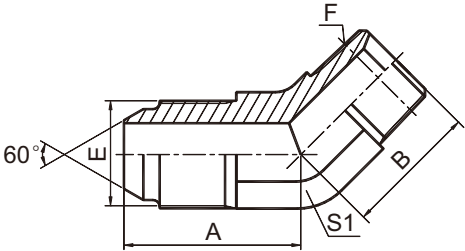
公制外螺纹 60°外锥 / 英锥管外螺纹  
METRIC MALE 60°CONE / BSPT MALE



1KT-SP

代号 PART NO.	螺 纹 THREAD		尺 寸 DIMENSIONS			
	E	F	A	B	L	S1
1KT-14-04SP	M14X1.5	R1/4"X19	17	14.5	37.5	17
1KT-14-06SP	M14X1.5	R3/8"X19	17	15	38	19
1KT-16-06SP	M16X1.5	R3/8"X19	18	15	39	19
1KT-18-06SP	M18X1.5	R3/8"X19	18	15	39	19
1KT-20-06SP	M20X1.5	R3/8"X19	20	15	43	22
1KT-22-06SP	M22X1.5	R3/8"X19	20	15	43	24
1KT-22-08SP	M22X1.5	R1/2"X14	20	20	48	24
1KT-24-08SP	M24X1.5	R1/2"X14	21.5	20	51.5	27
1KT-24-12SP	M24X1.5	R3/4"X14	21.5	20	51.5	30
1KT-30-12SP	M30X1.5	R3/4"X14	26	20	57	32
1KT-33-16SP	M33X1.5	R1"X11	30	25.5	66.5	36
1KT-36-20SP	M36X1.5	R1.1/4"X11	33	26.5	72.5	46
1KT-42-24SP	M42X1.5	R1.1/2"X11	36	26.5	77.5	50

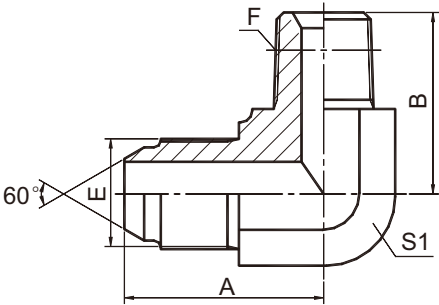
45°日本公制外螺纹 60°外锥 /英锥管外螺纹  
45°JIS METRIC MALE 60°CONE/BSPT MALE



1KT4-SP

代号 PART NO.	螺 纹 THREAD		尺 寸 DIMENSIONS		
	E	F	A	B	S1
1KT4-14-04SP	M14X1.5	R1/4"X19	25	21	14
1KT4-14-06SP	M14X1.5	R3/8"X19	25.5	23	16
1KT4-16-06SP	M16X1.5	R3/8"X19	26	23	16
1KT4-18-06SP	M18X1.5	R3/8"X19	28	24	19
1KT4-20-06SP	M20X1.5	R3/8"X19	30	24	19
1KT4-22-06SP	M22X1.5	R3/8"X19	31	25	22
1KT4-22-08SP	M22X1.5	R1/2"X14	31	30	22
1KT4-24-08SP	M24X1.5	R1/2"X14	33	29.5	22
1KT4-24-12SP	M24X1.5	R3/4"X14	34	30.5	27
1KT4-30-12SP	M30X1.5	R3/4"X14	39	31.5	30
1KT4-33-16SP	M33X1.5	R1"X11	43.5	38	33

90°日本公制外螺纹 60°外锥 /英锥管外螺纹  
90°JIS METRIC MALE 60°CONE/BSPT MALE



1KT9-SP

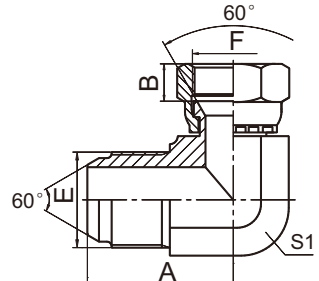
代号 PART NO.	螺 纹 THREAD		尺 寸 DIMENSIONS		
	E	F	A	B	S1
1KT9-14-02SP	M14X1.5	R1/8"X28	28.5	22	14
1KT9-14-04SP	M14X1.5	R1/4"X19	29	25.5	14
1KT9-14-06SP	M14X1.5	R3/8"X19	31	28.5	16
1KT9-16-06SP	M16X1.5	R3/8"X19	31.5	28.5	16
1KT9-18-06SP	M18X1.5	R3/8"X19	33.8	29.5	19
1KT9-20-06SP	M20X1.5	R3/8"X19	36	30.5	19
1KT9-22-06SP	M22X1.5	R3/8"X19	38	32.5	22
1KT9-22-08SP	M22X1.5	R1/2"X14	38	36	22
1KT9-24-08SP	M24X1.5	R1/2"X14	43.5	39.5	27
1KT9-24-12SP	M24X1.5	R3/4"X14	43	43.5	27
1KT9-30-12SP	M30X1.5	R3/4"X14	48	45.3	30
1KT9-33-16SP	M33X1.5	R1"X11	55	50	33



60°公制外螺纹 / 60°公制内螺纹  
60°METRIC MALE/60°METRIC FEMALE

 <b>2K</b>	代号 PART NO.	螺 纹 THREAD		尺 寸 DIMENSIONS				
		E	F	A	B	L	S1	S2
	2K-14	M14X1.5	M14X1.5	17	10.5	31.5	17	19
	2K-16	M16X1.5	M16X1.5	18	10	34.5	17	22
	2K-18	M18X1.5	M18X1.5	18	11.5	34.5	19	24
	2K-22	M22X1.5	M22X1.5	20	14	39	24	27
	2K-24	M24X1.5	M24X1.5	21.5	15	43	27	30
	2K-30	M30X1.5	M30X1.5	26	18.3	49.5	32	36
	2K-33	M33X1.5	M33X1.5	30	21.3	53.5	36	41
	2K-36	M36X1.5	M36X1.5	33	20	58.5	41	46
	2K-42	M42X1.5	M42X1.5	36	18.8	68	46	55

90°弯日本公制螺纹 60°外锥  
90°ELBOW JIS METRIC 60°CONE

 <b>2K9</b>	代号 PART NO.	螺 纹 THREAD		尺 寸 DIMENSIONS			
		E	F	A	B	S1	S2
	2K9-14	M14X1.5	M14X1.5	29	10.5	14	19
	2K9-16	M16X1.5	M16X1.5	31.5	10	16	22
	2K9-18	M18X1.5	M18X1.5	33.8	11.5	19	24
	2K9-22	M22X1.5	M22X1.5	38	14	22	27
	2K9-24	M24X1.5	M24X1.5	41.2	15	24	30
	2K9-30-24	M30X1.5	M24X1.5	48	15	30	30
	2K9-30	M30X1.5	M30X1.5	48	18.3	30	36
	2K9-33	M33X1.5	M33X1.5	55	21.3	33	41

日本公制外螺纹 60°外锥堵头  
JIS METRIC MALE 60°CONE PLUG

 <b>4K</b>	代号 PART NO.	螺 纹 THREAD	尺 寸 DIMENSIONS		
		E	A	L	S1
	4K-14	M14X1.5	17	23	17
	4K-16	M16X1.5	18	24	17
	4K-18	M18X1.5	18	25	19
	4K-20	M20X1.5	20	28	22
	4K-22	M22X1.5	20	28	24
	4K-24	M24X1.5	21.5	31.5	27
	4K-30	M30X1.5	26	37	32
	4K-33	M33X1.5	30	41	36

日本公制内螺纹 60°内锥堵头  
JIS METRIC FEMALE 60°CONE PLUG

代号 PART NO.	螺 纹 THREAD	尺 寸 DIMENSIONS			
	E	A	L	S1	S2
9K-14	M14X1.5	10.5	15	19	19
9K-16	M16X1.5	10	17.5	22	22
9K-18	M18X1.5	11.5	18.5	24	24
9K-22	M22X1.5	14	21	27	27
9K-24	M24X1.5	15	22.5	32	32
9K-30	M30X1.5	18.3	25	36	36
9K-33	M33X1.5	21.3	25.5	41	41

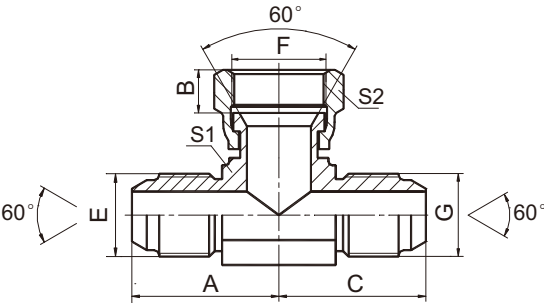
日本公制外螺纹 60°外锥 三通  
JIS METRIC MALE 60°CONE TEE

代号 PART NO.	螺 纹 THREAD			尺 寸 DIMENSIONS			
	E	F	G	A	B	C	S1
AK-14	M14X1.5	M14X1.5	M14X1.5	26.5	26.5	26.5	14
AK-16	M16X1.5	M16X1.5	M16X1.5	29.5	29.5	29.5	16
AK-18	M18X1.5	M18X1.5	M18X1.5	30.8	30.8	30.8	19
AK-22	M22X1.5	M22X1.5	M22X1.5	35.5	35.5	35.5	22
AK-24	M24X1.5	M24X1.5	M24X1.5	37	37	37	22
AK-30	M30X1.5	M30X1.5	M30X1.5	45	45	45	30
AK-33	M33X1.5	M33X1.5	M33X1.5	50	50	50	33

公制内螺纹 60°内锥面  
METRIC FEMALE 60°CONE SEAT

代号 PART NO.	螺 纹 THREAD			尺 寸 DIMENSIONS		
	E	F	G	A, B, C	S1	S2, S3, S4
DK-14	M14X1.5	M14X1.5	M14X1.5	10.5	11	19
DK-16	M16X1.5	M16X1.5	M16X1.5	9.3	14	22
DK-18	M18X1.5	M18X1.5	M18X1.5	11.5	16	24
DK-22	M22X1.5	M22X1.5	M22X1.5	14	19	27
DK-24	M24X1.5	M24X1.5	M24X1.5	15.1	22	32
DK-30	M30X1.5	M30X1.5	M30X1.5	18.3	27	36
DK-33	M33X1.5	M33X1.5	M33X1.5	21.3	30	41
DK-36	M36X1.5	M36X1.5	M36X1.5	20	33	46
DK-42	M42X1.5	M42X1.5	M42X1.5	18.8	36	50

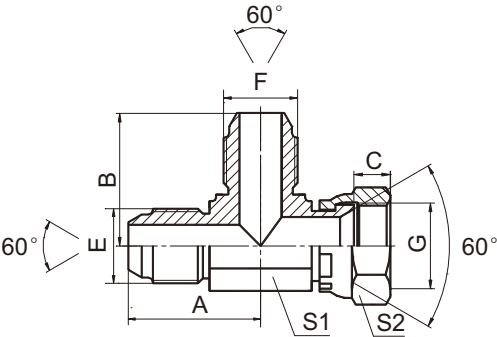
日本公制外螺纹 60°外锥 / 日本公制内螺纹 60°内锥 三通  
JIS METRIC MALE 60°CONE / JIS METRIC FEMALE 60°SEAT BRANCH TEE



BK

代号 PART NO.	螺 纹 THREAD			尺 寸 DIMENSIONS				
	E	F	G	A	B	C	S1	S2
BK-14	M14X1.5	M14X1.5	M14X1.5	26.5	10.5	26.5	14	19
BK-16	M16X1.5	M16X1.5	M16X1.5	29.5	10	29.5	16	22
BK-18	M18X1.5	M18X1.5	M18X1.5	30.8	11.5	30.8	19	24
BK-22	M22X1.5	M22X1.5	M22X1.5	35.5	14	35.5	22	27
BK-24	M24X1.5	M24X1.5	M24X1.5	37	15	37	22	32
BK-30	M30X1.5	M30X1.5	M30X1.5	45	18.3	43	30	36
BK-33	M33X1.5	M33X1.5	M33X1.5	50	21.3	50	33	41

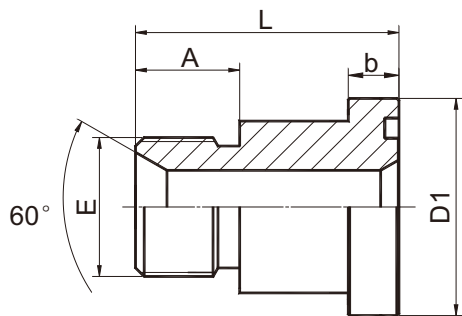
日本公制外螺纹 60°外锥 / 日本公制内螺纹 60°内锥 三通  
JIS METRIC MALE 60°CONE / JIS METRIC FEMALE 60°SEAT RUN TEE



CK

代号 PART NO.	螺 纹 THREAD			尺 寸 DIMENSIONS				
	E	F	G	A	B	C	S1	S2
CK-14	M14X1.5	M14X1.5	M14X1.5	26.5	26.5	10.5	14	19
CK-16	M16X1.5	M16X1.5	M16X1.5	29.5	29.5	10	16	22
CK-18	M18X1.5	M18X1.5	M18X1.5	30.8	30.8	11.5	19	24
CK-22	M22X1.5	M22X1.5	M22X1.5	35.5	35.5	14	22	27
CK-24	M24X1.5	M24X1.5	M24X1.5	37	37	15	22	32
CK-30	M30X1.5	M30X1.5	M30X1.5	45	43	18.3	30	36
CK-33	M33X1.5	M33X1.5	M33X1.5	50	50	21.3	33	41

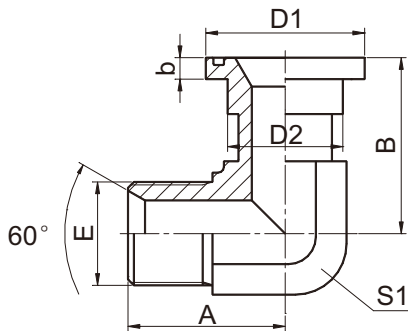
英管外螺纹60°内锥 /SAE法兰3000PSI  
BSP MALE 60°CONE SEAT/ SAE FLANGE 3000PSI



1BFL

代 号 PART NO.	螺 纹 THREAD	法兰型号	O 形 圈	尺 寸 DIMENSIONS		
	E	FLANGE SIZE	O RING	b	D1	L
1BFL-08	G1/2"X14	1/2"	O210	6.73	30.2	43
1BFL-12	G3/4"X14	3/4"	O214	6.73	38.1	47.5
1BFL-16	G1"X11	1"	O219	8	44.4	51
1BFL-20	G1.1/4"X11	1.1/4"	O222	8	50.8	51
1BFL-24	G1.1/2"X11	1.1/2"	O225	8	60.3	55

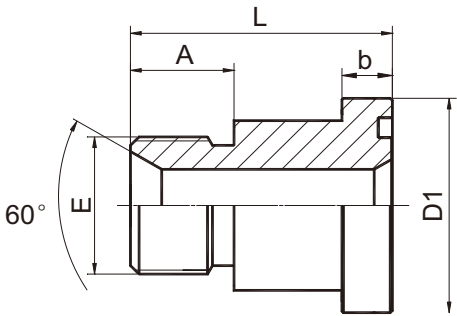
90°英管外螺纹 60°内锥 /SAE法兰3000PSI  
90°BSP MALE 60°CONE SEAT/SAE FLANGE 3000PSI



1BFL9

代 号 PART NO.	螺 纹 THREAD	法兰型号	O 形 圈	尺 寸 DIMENSIONS					
	E	FLANGE SIZE	O RING	A	B	b	D1	D2	S1
1BFL9-08	G1/2"X14	1/2"	O210	34.5	46	6.73	30.2	24	22
1BFL9-12	G3/4"X14	3/4"	O214	40	54.1	6.73	38.1	31.7	27
1BFL9-16	G1"X11	1"	O219	46	60.2	8	44.4	38	33
1BFL9-20	G1.1/4"X11	1.1/4"	O222	50.5	66.5	8	50.8	43	41
1BFL9-24	G1.1/2"X11	1.1/2"	O225	57.5	79.3	8	60.3	50	48

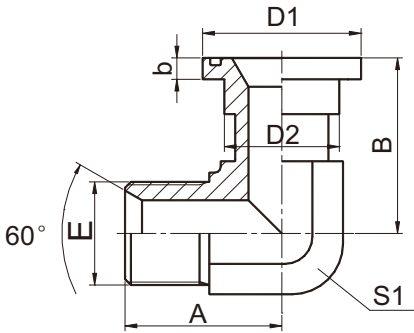
英管外螺纹60°内锥 /SAE法兰6000PSI  
BSP MALE 60°CONE SEAT/SAE FLANGE 6000PSI



1BFS

代 号 PART NO.	螺 纹 THREAD	法兰型号	O 形 圈	尺 寸 DIMENSIONS		
	E	FLANGE SIZE	O RING	b	D1	L
1BFS-08	G1/2"X14	1/2"	O210	7.75	31.7	43
1BFS-12	G3/4"X14	3/4"	O214	8.76	41.3	53.5
1BFS-16	G1"X11	1"	O219	9.53	47.6	60.5
1BFS-20	G1.1/4"X11	1.1/4"	O222	10.29	54	65.5
1BFS-24	G1.1/2"X11	1.1/2"	O225	12.57	63.5	72.5

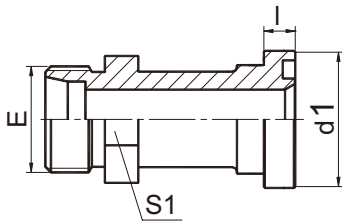
90° 英管外螺纹 60°内锥 /SAE法兰6000PSI  
90°BSP MALE 60°CONE SEAT/SAE FLANGE 6000PSI



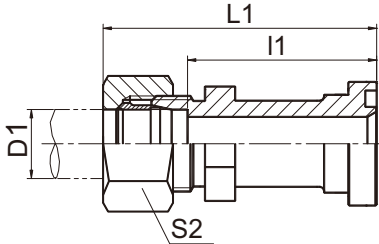
1BFS9

代 号 PART NO.	螺 纹 THREAD	法兰型号	O 形 圈	尺 寸 DIMENSIONS					
	E	FLANGE SIZE	O RING	A	B	b	D1	D2	S1
1BFS9-08	G1/2"X14	1/2"	O210	34.5	39	7.75	31.7	24	22
1BFS9-12	G3/4"X14	3/4"	O214	40	54.1	8.76	41.3	32	27
1BFS9-16	G1"X11	1"	O219	46	60.2	9.53	47.6	38	33
1BFS9-20	G1.1/4"X11	1.1/4"	O222	50.5	66.5	10.29	54	44	41
1BFS9-24	G1.1/2"X11	1.1/2"	O225	57.5	79.3	12.57	63.5	51	48

公制螺纹卡套式 / 轻系列法兰 ISO 6162-1  
METRIC MALE BITE TYPE / L-SERIES FLANGE ISO 6162-1



1CFL  
1DFL



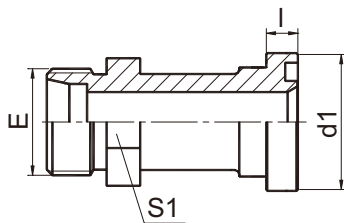
1CFL-RN  
1DFL-RN

代 号 PART NO.	螺纹E THREAD	法兰型号 FLANGE SIZE	管子外径D1 TUBE O.D.	O形圈 O-RING	尺 寸 DIMENSIONS						压力等级 MPa
					d1	I	I1	L1	S1	S2	
1CFL-22-08	M22X1.5	1/2"	15	O210	30.2	6.7	41	56	24	27	31.5 轻系列 L
1CFL-26-12	M26X1.5	3/4"	18	O214	38.1	6.73	45.5	62	30	32	
1CFL-30-12	M30X2	3/4"	22	O214	38.1	6.7	45.5	62	32	36	16 轻系列 L
1CFL-36-16	M36X2	1"	28	O219	44.4	8	46.5	63	38	41	
1CFL-45-20	M45X2	1.1/4"	35	O222	50.8	8	47.5	69	41	50	
1CFL-52-24	M52X2	1.1/2"	42	O225	60.3	8	53	76	46	60	
1DFL-24-08	M24X1.5	1/2"	16	O210	30.2	6.7	41.5	60	24	30	35 重系列 S
1DFL-30-12	M30X2	3/4"	20	O214	38.1	6.7	46.5	68	30	36	
1DFL-36-12	M36X2	3/4"	25	O214	38.1	6.73	45	69	30	46	
1DFL-42-16	M42X2	1"	30	O219	44.4	8	49.5	76	36	50	28 重系列 S
1DFL-36-20	M36X2	1.1/4"	25	O222	50.8	8	48	72	41	46	
1DFL-42-20	M42X2	1.1/4"	30	O222	50.8	8	48.5	75	41	50	
1DFL-52-20	M52X2	1.1/4"	38	O222	50.8	8	50	81	46	60	21 重系列 S
1DFL-52-24	M52X2	1.1/2"	38	O225	60.3	8	54	85	46	60	

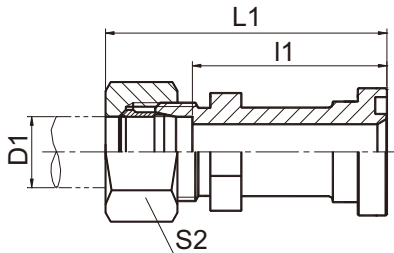
注：如需带卡套及卡套螺母整套订货，则请在代号后加“RN”，如 1DFL-52-24RN。

Note: In case if you are interested to order the adapter in complete set with cutting ring and nut , it is necessary to insert suffix "RN" after our part NO. , for example 1DFL-52-24RN.

公制螺纹卡套式 / 重系列法兰 ISO 6162-2  
METRIC MALE BITE TYPE / H-SERIES FLANGE ISO 6162-2



1DFS



1DFS-RN

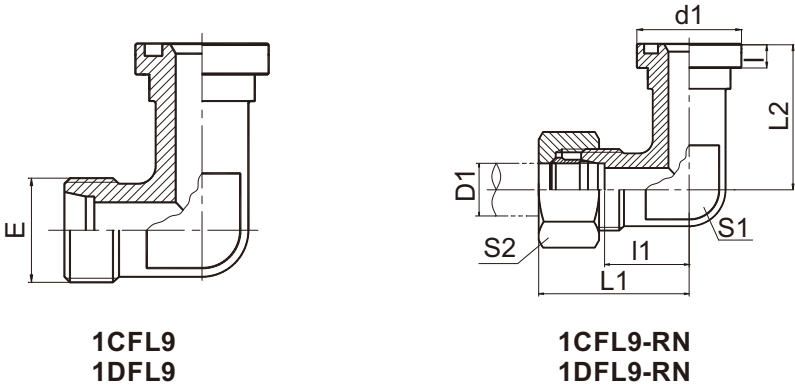
代 号 PART NO.	螺纹E THREAD	法兰型号 FLANGE SIZE	管子外径 D1	O形圈	尺 寸 DIMENSIONS						压力等级 MPa
			TUBE O.D.	O-RING	d1	l	l1	L1	S1	S2	
1DFS-24-08	M24X1.5	1/2"	16	O210	31.7	7.8	44.5	63	24	30	40 重系列 S
1DFS-24-12	M24X1.5	3/4"	16	O214	41.3	8.8	50.5	69	30	30	
1DFS-30-12	M30X2	3/4"	20	O214	41.3	8.8	50.5	72	30	36	
1DFS-36-12	M36X2	3/4"	25	O214	41.3	8.8	51	75	30	46	
1DFS-36-16	M36X2	1"	25	O219	47.6	9.5	60	81	36	46	
1DFS-42-16	M42X2	1"	30	O219	47.6	9.5	60.5	87	36	50	
1DFS-42-20	M42X2	1.1/4"	30	O222	54	10.3	65.5	92	41	50	
1DFS-52-20	M52X2	1.1/4"	38	O222	54	10.3	67	98	46	60	31.5 重系列S
1DFS-52-24	M52X2	1.1/2"	38	O225	63.5	12.6	73	104	46	60	

注：如需带卡套及卡套螺母整套订货，则请在代号后加 “RN”，如 1DFL-52-24RN。

Note: In case if you are interested to order the adapter in complete set with cutting ring and nut , it is necessary to insert suffix "RN" after our part NO., for example 1DFL-52-24RN.

E

90°弯 公制螺纹卡套式 /轻系列法兰 ISO 6162-1  
90°ELBOW METRIC MALE BITE TYPE / L-SERIES FLANGE ISO 6162-1



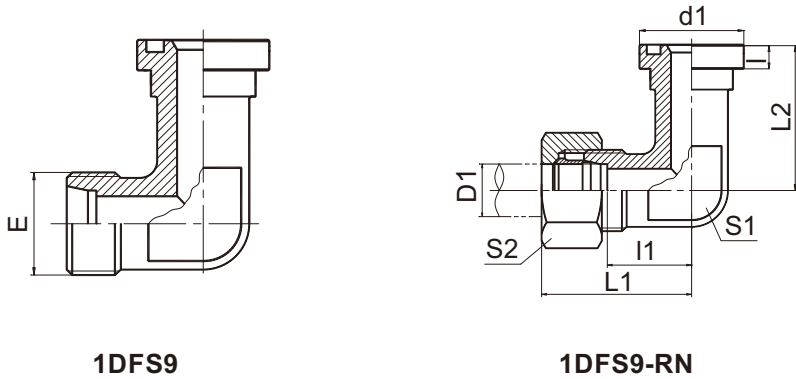
代号 PART NO.	螺纹E THREAD	法兰型号 FLANGE SIZE	管子外径D1 TUBE O.D.	O形圈 O-RING	尺寸 DIMENSIONS							压力等级 MPa
					d1	l	l1	L1	L2	S1	S2	
1CFL9-22-08	M22X1.5	1/2"	15	O210	30.2	6.7	29	44	36	24	27	31.5 轻系列L
1CFL9-26-12	M26X1.5	3/4"	18	O214	38.1	6.7	31.5	48	42	30	32	
1CFL9-30-12	M30X2	3/4"	22	O214	38.1	6.7	33.5	50	42	30	36	16 轻系列L
1CFL9-36-16	M36X2	1"	28	O219	44.4	8	36.5	53	45	36	41	
1CFL9-45-20	M45X2	1.1/4"	35	O222	50.8	8	46.5	68	50	41	50	
1CFL9-52-24	M52X2	1.1/2"	42	O225	60.3	8	47	70	55	50	60	
1DFL9-24-08	M24X1.5	1/2"	16	O210	30.2	6.7	29.5	48	36	24	30	35 重系列S
1DFL9-30-12	M30X2	3/4"	20	O214	38.1	6.7	32.5	54	42	30	36	
1DFL9-36-12	M36X2	3/4"	25	O214	38.1	6.7	33	57	42	30	46	
1DFL9-42-16	M42X2	1"	30	O219	44.4	8	36.5	63	45	36	50	
1DFL9-36-20	M36X2	1.1/4"	25	O222	50.8	8	43	67	50	41	46	28 重系列S
1DFL9-42-20	M42X2	1.1/4"	30	O222	50.8	8	43.5	70	50	41	50	
1DFL9-52-20	M52X2	1.1/4"	38	O222	50.8	8	43	74	50	41	60	21重系列S
1DFL9-52-24	M52X2	1.1/2"	38	O225	60.3	8	48	79	55	50	60	

注：如需带卡套及卡套螺母整套订货，则请在代号后加“RN”，如 1DFL9-52-24RN。

Note: In case if you are interested to order the adapter in complete set with cutting ring and nut , it is necessary to insert suffix "RN" after our part NO., for example 1DFL9-52-24RN.



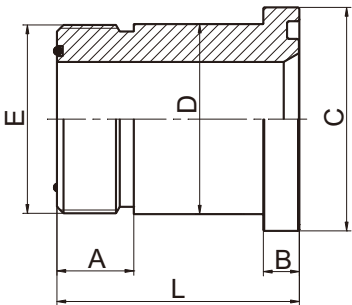
90°弯公制螺纹卡套式 / 重系列法兰 ISO 6162-2  
 90°ELBOW METRIC MALE BITE TYPE / H-SERIES FLANGE ISO 6162-2



代 号 PART NO.	螺纹E THREAD	法兰型号 FLANGE SIZE	管子外径D1	O形圈	尺 寸 DIMENSIONS							压力等级
			TUBE O.D.	O-RING	d1	l	l1	L1	L2	S1	S2	MPa
1DFS9-24-08	M24X1.5	1/2"	16	O210	31.7	7.8	29.5	48	39	24	30	40 重系列 S
1DFS9-24-12	M24X1.5	3/4"	16	O214	41.3	8.8	36.5	55	48	32	30	
1DFS9-30-12	M30X2	3/4"	20	O214	41.3	8.8	35.5	57	48	32	36	
1DFS9-36-12	M36X2	3/4"	25	O214	41.3	8.8	36	60	48	32	46	
1DFS9-36-16	M36X2	1"	25	O219	47.6	9.5	41	65	60	41	46	
1DFS9-42-16	M42X2	1"	30	O219	47.6	9.5	41.5	68	60	41	50	
1DFS9-42-20	M42X2	1.1/4"	30	O222	54	10.3	44.5	71	68	46	50	
1DFS9-52-20	M52X2	1.1/4"	38	O222	54	10.3	45	76	68	46	60	31.5 重系列 S
1DFS9-52-24	M52X2	1.1/2"	38	O225	63.5	12.6	56	87	76	50	60	

注：如需带卡套及卡套螺母整套订货，则请在代号后加“RN”，如 1DFS9-52-24RN。  
 Note: In case if you are interested to order the adapter in complete set with cutting ring and nut , it is necessary to insert suffix "RN" after our part NO., for example 1DFS9-52-24RN.

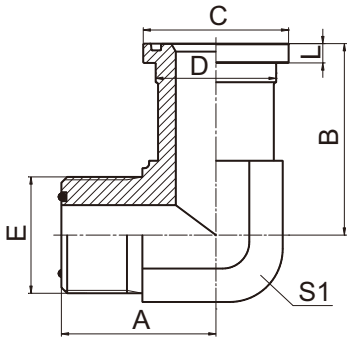
美制ORFS外螺纹 O形圈平面密封 / 轻系列法兰ISO 6162-1  
ORFS MALE O-RING / L-SERIES FLANGE ISO 6162-1



1FFL

代号 PART NO.	螺 纹 THREAD	法兰型号	O形圈 O-RING		尺寸 DIMENSIONS				
	E	FLANGE SIZE	E端	法兰端FLANGE	A	B	C	D	L
1FFL-12	1.3/16X12	3/4"	O018	O214	17	6.73	38.1	31.7	45.7
1FFL-16	1.7/16"X12	1"	O021	O219	17.5	8	44.4	38	47.8
1FFL-20	1.11/16"X12	1.1/4"	O025	O222	17.5	8	50.8	43	47
1FFL-24	2"X12	1.1/2"	O029	O225	17.5	8	60.3	50	49.5

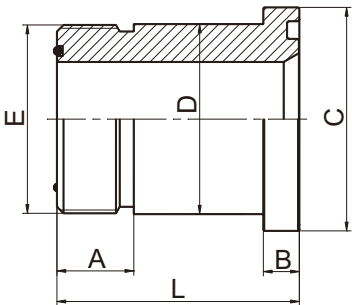
90°弯 美制ORFS外螺纹 O形圈平面密封 / 轻系列法兰ISO 6162-1  
90°ELBOW ORFS MALE O-RING / L-SERIES FLANGE ISO 6162-1



1FFL9

代号 PART NO.	螺 纹 THREAD	法兰型号	O 形圈 O-RING		尺 寸 DIMENSIONS					
	E	FLANGE SIZE	E端	法兰端FLANGE	A	B	C	D	L	S1
1FFL9-12	1.3/16X12	3/4"	O018	O214	41	54.1	38.1	31.7	6.73	30
1FFL9-16	1.7/16"X12	1"	O021	O219	44.5	60.2	44.4	38	8	36
1FFL9-20	1.11/16"X12	1.1/4"	O025	O222	47.5	66.5	50.8	43	8	41
1FFL9-24	2"X12	1.1/2"	O029	O225	52	79.5	60.3	50	8	48

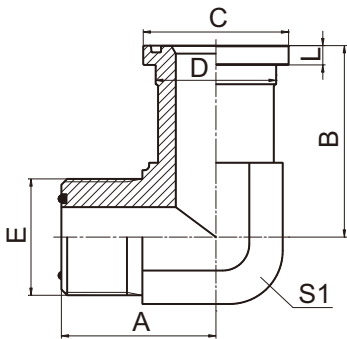
美制ORFS外螺纹 O形圈平面密封 / 重系列法兰ISO 6162-2  
 ORFS MALE O-RING / S-SERIES FLANGE ISO 6162-2



1FFS

代号 PART NO.	螺 纹 THREAD	法兰型号	O形圈 O-RING		尺寸 DIMENSIONS				
	E	FLANGE SIZE	E端	法兰端FLANGE	A	B	C	D	L
1FFS-12	1.3/16X12	3/4"	O018	O214	17	8.76	41.3	32	51.8
1FFS-16	1.7/16"X12	1"	O021	O219	17.5	9.53	47.6	38	57.2
1FFS-20	1.11/16"X12	1.1/4"	O025	O222	17.5	10.29	54	44	62
1FFS-24	2"X12	1.1/2"	O029	O225	17.5	12.57	63.5	51	66.8

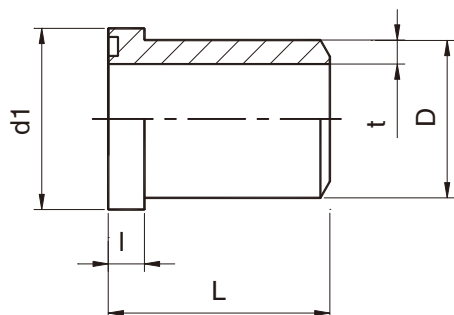
90°弯 美制ORFS外螺纹 O形圈平面密封 / 重系列法兰ISO 6162-2  
 90°ELBOW ORFS MALE O-RING/ S-SERIES FLANGE ISO 6162-2



1FFS9

代号 PART NO.	螺 纹 THREAD	法兰型号	O 形圈 O-RING		尺寸 DIMENSIONS					
	E	FLANGE SIZE	E端	法兰端FLANGE	A	B	C	D	L	S1
1FFS9-12	1.3/16X12	3/4"	O018	O214	40.3	54.1	41.3	32	8.76	30
1FFS9-16	1.7/16"X12	1"	O021	O219	44.5	60.2	47.6	38	9.53	36
1FFS9-20	1.11/16"X12	1.1/4"	O025	O222	47.5	66.5	54	44	10.29	41
1FFS9-24	2"X12	1.1/2"	O029	O225	52	79.3	63.5	51	12.57	48

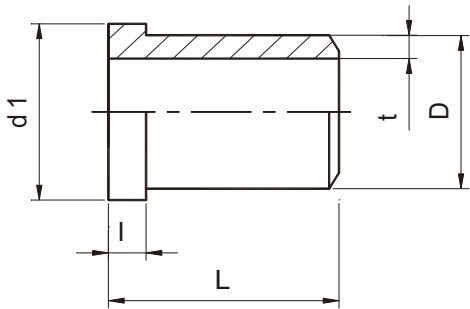
SAE 法兰/ 焊接管  
SAE FLANGE/WELD TUBE



1FLW  
1FSW

代 号 PART NO.	法兰型号 FLANGE SIZE	DXt	尺寸 DIMENSION				压力等级 MPa
			d1	D	I	L	
3000PSI							
1FLW-08-16X2	1/2"	16X2	30.2	16	6.8	41	34.5
1FLW-08-20X2.5	1/2"	20X2.5		20			
1FLW-12-25X3	3/4"	25X3	38.1	25	6.8	50	
1FLW-16-25X3	1"	25X3	44.4	25	8	50	
1FLW-16-28X3	1"	28X3		28			
1FLW-16-30X4	1"	30X4		30			
1FLW-16-38X5	1"	38X5		38			
1FLW-20-25X3	1.1/4"	25X3	50.8	25	8	55	
1FLW-20-30X4	1.1/4"	30X4		30			
1FLW-20-38X5	1.1/4"	38X5		38			
1FLW-20-42X6	1.1/4"	42X6		42			
1FLW-24-38X4	1.1/2"	38X4	60.3	38	8	57	20.7
1FLW-24-42X5	1.1/2"	42X5		42			
1FLW-24-45X5	1.1/2"	45X5		45			
1FLW-24-50X6	1.1/2"	50X6		50			
1FLW-32-55X5	2"	55X5	71.4	55	9.6	57	
1FLW-32-60X8	2"	60X8		60			
1FLW-40-65X6	2.1/2"	65X6	84.1	65	9.6	58	
1FLW-40-70X7.5	2.1/2"	70X7.5		70			
1FLW-48-80X6	3"	80X6	101.6	80	9.6	58	13.8
1FLW-48-90X8	3"	90X8		90			
6000PSI							
1FSW-08-16X2	1/2"	16X2	31.7	16	7.8	34	40
1FSW-08-20X2.5	1/2"	20X2.5		20			
1FSW-12-16X2	3/4"	16X2	41.3	16	8.8	38	
1FSW-12-20X2.5	3/4"	20X2.5		20			
1FSW-12-25X4	3/4"	25X4		25			
1FSW-16-25X3	1"	25X3	47.6	25	9.5	40	
1FSW-16-30X4	1"	30X4		30			
1FSW-16-38X5	1"	38X5		38			
1FSW-20-25X3	1.1/4"	25X3	54	25	10.3	45	
1FSW-20-30X4	1.1/4"	30X4		30			
1FSW-20-38X5	1.1/4"	38X5		38			
1FSW-20-42X6	1.1/4"	42X6		42			
1FSW-24-38X5	1.1/2"	38X5	63.5	38	12.6	50	
1FSW-24-45X6.5	1.1/2"	45X6.5		45			
1FSW-24-48X8	1.1/2"	48X8		48			
1FSW-24-50X8	1.1/2"	50X8		50			
1FSW-32-60X8	2"	60X8	79.4	60	12.6	58	
1FSW-32-60X10	2"	60X10		60			

SAE 法兰/ 焊接管  
 SAE FLANGE/WELD TUBE

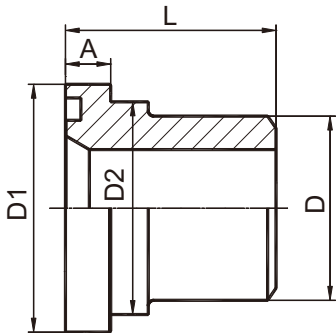


1FLW-PM  
 1FSW-PM

代 号 PART NO.	法兰型号 FLANGE SIZE	DXt	尺寸 DIMENSION				压力等级 MPa
			d1	D	I	L	
3000PSI							
1FLW-08-16X2PM	1/2"	16X2	30.2	16	6.8	41	34.5
1FLW-08-20X2.5PM	1/2"	20X2.5		20			
1FLW-12-25X3PM	3/4"	25X3	38.1	25	6.8	50	
1FLW-16-25X3PM	1"	25X3	44.4	25	8	50	
1FLW-16-28X3PM	1"	28X3		28			
1FLW-16-30X4PM	1"	30X4		30			
1FLW-16-38X5PM	1"	38X5		38			
1FLW-20-25X3PM	1.1/4"	25X3	50.8	25	8	55	27.6
1FLW-20-30X4PM	1.1/4"	30X4		30			
1FLW-20-38X5PM	1.1/4"	38X5		38			
1FLW-20-42X6PM	1.1/4"	42X6		42			
1FLW-24-38X4PM	1.1/2"	38X4	60.3	38	8	57	20.7
1FLW-24-42X5PM	1.1/2"	42X5		42			
1FLW-24-45X5PM	1.1/2"	45X5		45			
1FLW-24-50X6PM	1.1/2"	50X6		50			
1FLW-32-55X5PM	2"	55X5	71.4	55	9.6	57	
1FLW-32-60X8PM	2"	60X8		60			
1FLW-40-65X6PM	2.1/2"	65X6	84.1	65	9.6	58	
1FLW-40-70X7.5PM	2.1/2"	70X7.5		70			
1FLW-48-80X6PM	3"	80X6	101.6	80	9.6	58	13.8
1FLW-48-90X8PM	3"	90X8		90			
6000PSI							
1FSW-08-16X2PM	1/2"	16X2	31.7	16	7.8	34	40
1FSW-08-20X2.5PM	1/2"	20X2.5		20			
1FSW-12-16X2PM	3/4"	16X2	41.3	16	8.8	38	
1FSW-12-20X2.5PM	3/4"	20X2.5		20			
1FSW-12-25X4PM	3/4"	25X4		25			
1FSW-16-25X3PM	1"	25X3	47.6	25	9.5	40	
1FSW-16-30X4PM	1"	30X4		30			
1FSW-16-38X5PM	1"	38X5		38			
1FSW-20-25X3PM	1.1/4"	25X3	54	25	10.3	45	
1FSW-20-30X4PM	1.1/4"	30X4		30			
1FSW-20-38X5PM	1.1/4"	38X5		38			
1FSW-20-42X6PM	1.1/4"	42X6		42			
1FSW-24-38X5PM	1.1/2"	38X5	63.5	38	12.6	50	
1FSW-24-45X6.5PM	1.1/2"	45X6.5		45			
1FSW-24-48X8PM	1.1/2"	48X8		48			
1FSW-24-50X8PM	1.1/2"	50X8		50			
1FSW-32-60X8PM	2"	60X8	79.4	60	12.6	58	
1FSW-32-60X10PM	2"	60X10		60			

E

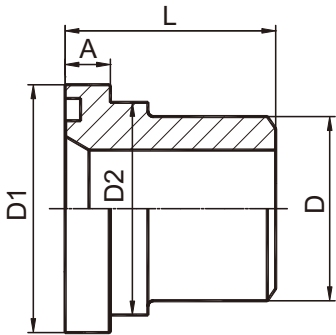
SAE 法兰 3000PSI /英寸制焊接管  
 SAE FLANGE 3000PSI/INCH WELD TUBE



1FLW-IN

代 号 PART NO.	法兰型号	焊接管外径 D	O形圈 O RING	尺 寸 DIMENSIONS			
	FLANGE SIZE	WELD TUBE O.D D		A	D1	D2	L
1FLW-08IN	1/2"	1/2"	O210	7	30.2	24	26
1FLW-12-08IN	3/4"	1/2"	O214	7	38.1	32	28
1FLW-12IN	3/4"	3/4"	O214	7	38.1	32	30
1FLW-16-12IN	1"	3/4"	O219	8.2	44.4	38	30
1FLW-16IN	1"	1"	O219	8.2	44.4	38	32
1FLW-20-16IN	1.1/4"	1"	O222	8.2	50.8	43	32
1FLW-20IN	1.1/4"	1.1/4"	O222	8.2	50.8	43	35
1FLW-24-16IN	1.1/2"	1"	O225	8.2	60.3	50	37
1FLW-24-20IN	1.1/2"	1.1/4"	O225	8.2	60.3	50	37
1FLW-24IN	1.1/2"	1.1/2"	O225	8.2	60.3	50	40
1FLW-32-20IN	2"	1.1/4"	O228	9.8	71.4	62	37
1FLW-32-24IN	2"	1.1/2"	O228	9.8	71.4	62	40
1FLW-32IN	2"	2"	O228	9.8	71.4	62	40

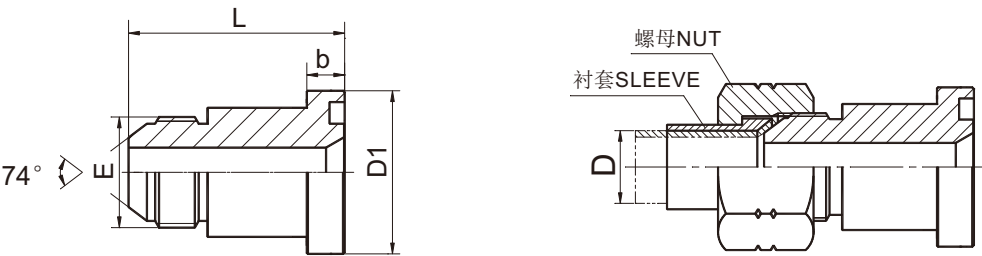
SAE 法兰 6000 PSI/英寸制焊接管  
 SAE FLANGE 6000 PSI/INCH WELD TUBE



1FSW-IN

代 号 PART NO.	法兰型号	焊接管外径 D	O 形 圈 O RING	尺 寸 DIMENSIONS			
	FLANGE SIZE	WELD TUBE O.D D		A	D1	D2	L
1FSW-12IN	3/4"	3/4"	O214	8.9	41.3	32	33
1FSW-16IN	1"	1"	O219	9.6	47.6	38	37
1FSW-20IN	1.1/4"	1.1/4"	O222	10.4	54	44	42
1FSW-20-16IN	1.1/4"	1"	O222	10.4	54	44	43
1FSW-24IN	1.1/2"	1.1/2"	O225	12.7	63.5	51	45
1FSW-32IN	2"	2"	O228	12.7	79.4	67	45

美制JIC外螺纹 74°外锥 / 轻系列法兰ISO 6162-1  
JIC MALE 74° CONE / L-SERIES FLANGE ISO 6162-1



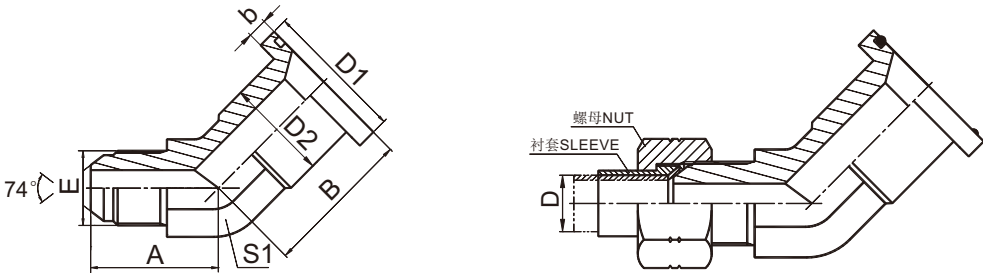
1JFL

代号 PART NO.	螺 纹 THREAD	法兰型号	O 形圈 O RING	尺 寸 DIMENSIONS		
	E	FLANGE SIZE		b	D1	L
1JFL-08	3/4"X16	1/2"	O210	6.73	30.2	43.5
1JFL-08-12	3/4"X16	3/4"	O214	6.73	38.1	45.4
1JFL-10-08	7/8"X14	1/2"	O210	6.73	30.2	48
1JFL-10-12	7/8"X14	3/4"	O214	6.73	38.1	48
1JFL-12-08	1.1/16X12	1/2"	O210	6.73	30.2	49
1JFL-12	1.1/16X12	3/4"	O214	6.73	38.1	50.5
1JFL-12-16	1.1/16X12	1"	O219	8	44.4	52.2
1JFL-16-12	1.5/16"X12	3/4"	O214	6.73	38.1	52
1JFL-16	1.5/16"X12	1"	O219	8	44.4	53.4
1JFL-16-20	1.5/16"X12	1.1/4"	O222	8	50.8	52.2
1JFL-20-16	1.5/8"X12	1"	O219	8	44.4	54.5
1JFL-20	1.5/8"X12	1.1/4"	O222	8	50.8	53.1
1JFL-20-24	1.5/8"X12	1.1/2"	O225	8	60.3	56
1JFL-24-20	1.7/8"X12	1.1/4"	O222	8	50.8	56.5
1JFL-24	1.7/8"X12	1.1/2"	O225	8	60.3	59.2
1JFL-24-32	1.7/8"X12	2"	O228	9.53	71.4	60
1JFL-32	2.1/2"X12	2"	O228	9.53	71.4	66.3

注：螺母及衬套需另行订货。管子直径 D 为公制时，配用螺母及衬套分别选用NB200、NB500。管子直径为英制时，配用螺母及衬套分别选用NB200、NB300。

Note: Nut and sleeve should be ordered separately.The nut NB200 and sleeve NB500 is suitable for metric tube,the nut NB200 and sleeve NB300 is suitable for inch tube.

45°弯美制 JIC外螺纹 74°外锥 / 轻系列法兰ISO 6162-1  
45°ELBOW JIC MALE 74°CONE / L-SERIES FLANGE ISO 6162-1



1JFL4

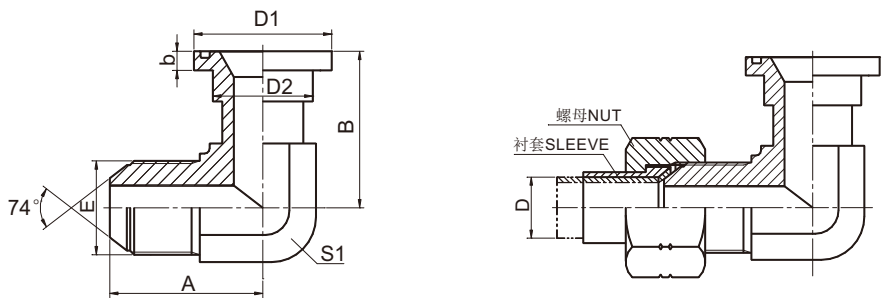
代号 PART NO.	螺纹 THREAD	法兰型号	O 形圈	尺寸 DIMENSIONS					
	E	FLANGE SIZE	O RING	A	B	b	D1	D2	S1
1JFL4-08	3/4"X16	1/2"	O210	27	37	6.73	30.2	24	19
1JFL4-10-08	7/8"X14	1/2"	O210	31	37	6.73	30.2	24	22
1JFL4-10-12	7/8"X14	3/4"	O214	32	40.1	6.73	38.1	31.7	27
1JFL4-12	1.1/16"X12	3/4"	O214	35.5	40.1	6.73	38.1	31.7	27
1JFL4-12-16	1.1/16"X12	1"	O219	37.5	47	8	44.4	38	33
1JFL4-16	1.5/16"X12	1"	O219	38.5	47	8	44.4	38	33
1JFL4-16-12	1.5/16"X12	3/4"	O214	38.5	42	6.73	38.1	31.7	33
1JFL4-16-20	1.5/16"X12	1.1/4"	O222	42	51.8	8	50.8	43	41
1JFL4-20	1.5/8"X12	1.1/4"	O222	43.5	51.8	8	50.8	43	41
1JFL4-20-16	1.5/8"X12	1"	O219	43	51	8	44.4	38	41
1JFL4-20-24	1.5/8"X12	1.1/2"	O225	46	60.5	8	60.3	50	48
1JFL-24-20	1.7/8"X12	1.1/4"	O222	49	54	8	50.8	43	48
1JFL4-24	1.7/8"X12	1.1/2"	O225	49	60.5	8	60.3	50	48
1JFL4-32	2.1/2"X12	2"	O228	58	76.2	9.53	71.4	62	63

注：螺母及衬套需另行订货。管子直径D 为公制时，配用螺母及衬套分别选用NB200、NB500。管子直径为英制时，配用螺母及衬套分别选用NB200、NB300。

Note: Nut and sleeve should be ordered separately.The nut NB200 and sleeve NB500 is suitable for metric tube,the nut NB200 and sleeve NB300 is suitable for inch tube.



90°弯美制 JIC外螺纹 74°外锥 / 轻系列法兰ISO 6162-1  
90°ELBOW JIC MALE 74°CONE / L-SERIES FLANGE ISO 6162-1



1JFL9

代号 PART NO.	螺 纹 THREAD	法兰型号	O 形圈 O RING	尺 寸 DIMENSIONS					
	E	SIZE		A	B	b	D1	D2	S1
1JFL9-08	3/4"X16	1/2"	O210	32.5	44	6.73	30.2	24	19
1JFL9-08-12	3/4"X16	3/4"	O214	38	54.1	6.73	38.1	31.7	27
1JFL9-10-08	7/8"X14	1/2"	O210	37.5	44	6.73	30.2	24	22
1JFL9-10-12	7/8"X14	3/4"	O214	41	54.1	6.73	38.1	31.7	27
1JFL9-12	1.1/16"X12	3/4"	O214	44.5	54.1	6.73	38.1	31.7	27
1JFL9-12-16	1.1/16"X12	1"	O219	48	60.2	8	44.4	38	33
1JFL9-16	1.5/16"X12	1"	O219	49	60.2	8	44.4	38	33
1JFL9-16-12	1.5/16"X12	3/4"	O214	49	58	6.73	38.1	31.7	33
1JFL9-16-20	1.5/16"X12	1.1/4"	O222	54	66.5	8	50.8	43	41
1JFL9-20	1.5/8"X12	1.1/4"	O222	55.5	66.5	8	50.8	43	41
1JFL9-20-16	1.5/8"X12	1"	O219	55.5	65	8	44.4	38	41
1JFL9-20-24	1.5/8"X12	1.1/2"	O225	60	79.3	8	60.3	50	48
1JFL9-24	1.7/8"X12	1.1/2"	O225	62.5	79.3	8	60.3	50	48
1JFL9-24-20	1.7/8"X12	1.1/4"	O222	62.5	75.5	8	50.8	43	48
1JFL9-24-32	1.7/8"X12	2"	O228	74.5	108	9.53	71.4	62	63
1JFL9-32	2.1/2"X12	2"	O228	80	108	9.53	71.4	62	63

注：螺母及衬套需另行订货。管子直径D 为公制时，配用螺母及衬套分别选用NB200、NB500。管子直径为英制时，配用螺母及衬套分别选用NB200、NB300。

Note: Nut and sleeve should be ordered separately.The nut NB200 and sleeve NB500 is suitable for metric tube,the nut NB200 and sleeve NB300 is suitable for inch tube.

美制JIC外螺纹 74°外锥 / 重系列法兰ISO 6162-2  
JIC MALE 74°CONE / S-SERIES FLANGE ISO 6162-2



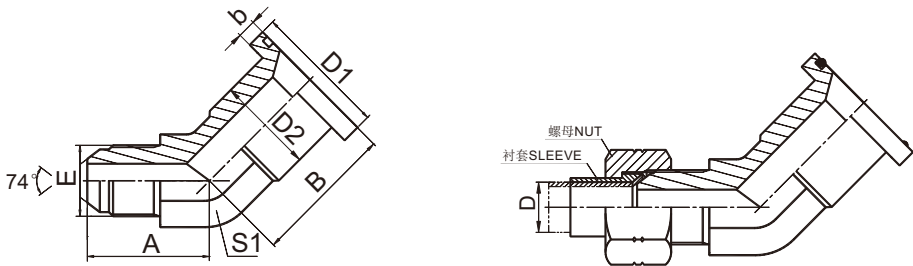
1JFS

代号 PART NO.	螺 纹 THREAD	法兰型号	O 形圈	尺 寸 DIMENSIONS		
	E	FLANGE SIZE	O RING	b	D1	L
1JFS-08	3/4"X16	1/2"	O210	7.75	31.7	47.5
1JFS-10-08	7/8"X14	1/2"	O210	7.75	31.7	50
1JFS-10-12	7/8"X14	3/4"	O214	8.76	41.3	55
1JFS-12	1.1/16"X12	3/4"	O214	8.76	41.3	56.7
1JFS-12-16	1.1/16"X12	1"	O219	9.53	47.6	61.5
1JFS-16-12	1.5/16"X12	3/4"	O214	8.76	41.3	57.8
1JFS-16	1.5/16"X12	1"	O219	9.53	47.6	62.8
1JFS-16-20	1.5/16"X12	1.1/4"	O222	10.29	54	67.7
1JFS-20-16	1.5/8"X12	1"	O219	9.53	47.6	64
1JFS-20	1.5/8"X12	1.1/4"	O222	10.29	54	68.9
1JFS-20-24	1.5/8"X12	1.1/2"	O225	12.57	63.5	73.5
1JFS-24-20	1.7/8"X12	1.1/4"	O222	10.29	54	72
1JFS-24	1.7/8"X12	1.1/2"	O225	12.57	63.5	76.7

注：螺母及衬套需另行订货。管子直径 D 为公制时，配用螺母及衬套分别选用NB200、NB500。管子直径为英制时，配用螺母及衬套分别选用 NB200、NB300。

Note: Nut and sleeve should be ordered separately.The nut NB200 and sleeve NB500 is suitable for metric tube,the nut NB200 and sleeve NB300 is suitable for inch tube.

45°弯美制 JIC外螺纹 74°外锥 / 重系列法兰ISO 6162-2  
 45°ELBOW JIC MALE 74°CONE / S-SERIES FLANGE ISO 6162-2

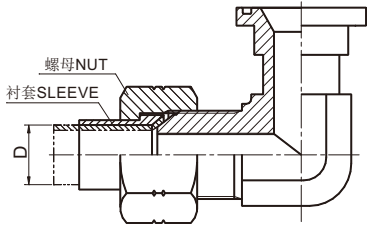
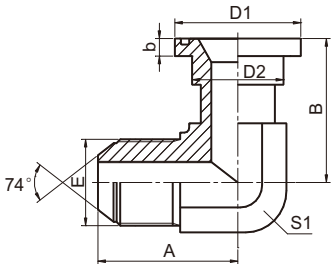


1JFS4

代 号 PART NO.	螺 纹 THREAD	法兰型号 FLANGE SIZE	O 形圈 O RING	尺 寸 DIMENSIONS					
	E			A	B	b	D1	D2	S1
1JFS4-08	3/4"X16	1/2"	O210	27	38	7.75	31.7	24	19
1JFS4-10-08	7/8"X14	1/2"	O210	31	39	7.75	31.7	24	22
1JFS4-10-12	7/8"X14	3/4"	O214	32.5	40.1	8.76	41.3	31.7	27
1JFS4-12	1.1/16"X12	3/4"	O214	35.5	40.1	8.76	41.3	32	27
1JFS4-12-16	1.1/16"X12	1"	O219	37.5	47	9.53	47.6	38	33
1JFS4-16	1.5/16"X12	1"	O219	38.5	47	9.53	47.6	38	33
1JFS4-16-12	1.5/16"X12	3/4"	O214	38.5	45	8.76	41.3	31.7	33
1JFS4-16-20	1.5/16"X12	1.1/4"	O222	42	52	10.29	54	44	41
1JFS4-20	1.5/8"X12	1.1/4"	O222	43	52	10.29	54	44	41
1JFS4-20-16	1.5/8"X12	1"	O219	43	52	9.53	47.6	38	41
1JFS4-20-24	1.5/8"X12	1.1/2"	O225	46	60.5	12.57	63.5	51	48
1JFS4-24	1.7/8"X12	1.1/2"	O225	49	60.5	12.57	63.5	51	48

注：螺母及衬套需另行订货。管子直径 D 为公制时，配用螺母及衬套分别选用NB200、NB500。管子直径为英制时，配用螺母及衬套分别选用 NB200、NB300。  
 Note: Nut and sleeve should be ordered separately.The nut NB200 and sleeve NB500 is suitable for metric tube,the nut NB200 and sleeve NB300 is suitable for inch tube.

90°弯美制 JIC外螺纹 74°外锥 / 重系列法兰ISO 6162-2  
90°ELBOW JIC MALE 74°CONE / S-SERIES FLANGE ISO 6162-2



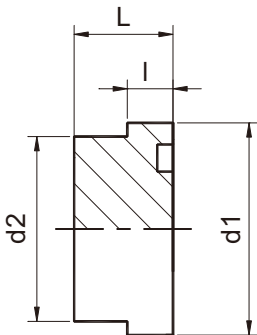
1JFS9

代 号 PART NO.	螺 纹 THREAD	法兰型号	O 形圈	尺 寸 DIMENSIONS					
	E	FLANGE SIZE	O RING	A	B	b	D1	D2	S1
1JFS9-08	3/4"X16	1/2"	O210	32.5	44	7.75	31.7	24	19
1JFS9-10-08	7/8"X14	1/2"	O210	37.5	46	7.75	31.7	24	22
1JFS9-10-12	7/8"X14	3/4"	O214	41	54.1	8.76	41.3	32	27
1JFS9-12	1.1/16"X12	3/4"	O214	44.2	54.1	8.76	41.3	32	27
1JFS9-12-16	1.1/16"X12	1"	O219	48	60.2	9.6	47.6	38	33
1JFS9-16	1.5/16"X12	1"	O219	49	60.2	9.53	47.6	38	33
1JFS9-16-12	1.5/16"X12	3/4"	O214	49	57	8.76	41.3	32	33
1JFS9-16-20	1.5/16"X12	1.1/4"	O222	54	66.5	10.29	54	44	41
1JFS9-20	1.5/8"X12	1.1/4"	O222	55.5	66.5	10.29	54	44	41
1JFS9-20-16	1.5/8"X12	1"	O219	55.5	65	9.53	47.6	38	41
1JFS9-20-24	1.5/8"X12	1.1/2"	O225	59.5	79.3	12.57	63.5	51	48
1JFS9-24	1.7/8"X12	1.1/2"	O225	62.5	79.3	12.57	63.5	51	48
1JFS9-24-20	1.7/8"X12	1.1/4"	O222	62.5	70	10.29	54	44	48

注：螺母及衬套需另行订货。管子直径 D 为公制时，配用螺母及衬套分别选用NB200、NB500。管子直径为英制时，配用螺母及衬套分别选用 NB200、NB300。

Note: Nut and sleeve should be ordered separately.The nut NB200 and sleeve NB500 is suitable for metric tube,the nut NB200 and sleeve NB300 is suitable for inch tube.

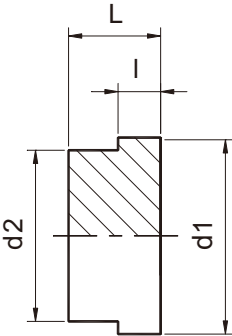
SAE 法兰堵头  
 SAE FLANGE PLUG



4FL  
 4FS

代 号 PART NO.	法兰型号 FLANGE SIZE	尺 寸     DIMENSIONS				压力等级 MPa
		d1	d2	L	I	
3000PSI						
4FL-08	1/2"	30.2	24	16	6.8	34.5
4FL-12	3/4"	38.1	31.5	17	6.8	
4FL-16	1"	44.4	38	17	8	
4FL-20	1.1/4"	50.8	43	17	8	27.6
4FL-24	1.1/2"	60.3	50	19	8	20.7
4FL-32	2"	71.4	62	19	9.6	
4FL-40	2.1/2"	84.1	74	40	9.6	17.2
4FL-48	3"	101.6	90	45	9.6	13.8
4FL-56	3.1/2"	114.3	102	30	11.3	3.4
4FL-64	4"	127	114	36	11.3	
4FL-80	5"	152.4	140	45	11.3	
6000PSI						
4FS-08	1/2"	31.8	24	18	7.8	42
4FS-12	3/4"	41.3	32	18	8.8	
4FS-16	1"	47.6	38	18	9.5	
4FS-20	1.1/4"	54	44	18	10.3	
4FS-24	1.1/2"	63.5	51	20	12.6	
4FS-32	2"	79.4	67	30	12.6	

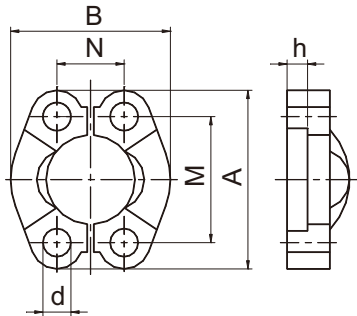
SAE 法兰  
 SAE FLANGE



4FL-M  
 4FS-M

代 号 PART NO.	法兰型号 FLANGE SIZE	尺 寸    DIMENSIONS				压力等级 MPa
		d1	d2	L	I	
3000PSI						
4FL-08M	1/2"	30.2	24	16	6.8	34.5
4FL-12M	3/4"	38.1	31.5	17	6.8	
4FL-16M	1"	44.4	38	17	8	
4FL-20M	1.1/4"	50.8	43	17	8	27.6
4FL-24M	1.1/2"	60.3	50	19	8	20.7
4FL-32M	2"	71.4	62	19	9.6	
4FL-40M	2.1/2"	84.1	74	40	9.6	17.2
4FL-48M	3"	101.6	90	45	9.6	13.8
4FL-56M	3.1/2"	114.3	102	30	11.3	3.4
4FL-64M	4"	127	114	36	11.3	
4FL-80M	5"	152.4	140	45	11.3	
6000PSI						
4FS-08M	1/2"	31.8	24	18	7.8	42
4FS-12M	3/4"	41.3	32	18	8.8	
4FS-16M	1"	47.6	38	18	9.5	
4FS-20M	1.1/4"	54	44	18	10.3	
4FS-24M	1.1/2"	63.5	51	20	12.6	
4FS-32M	2"	79.4	67	30	12.6	

SAE 对开法兰夹  
 SAE SPLIT FLANGE CLAMP

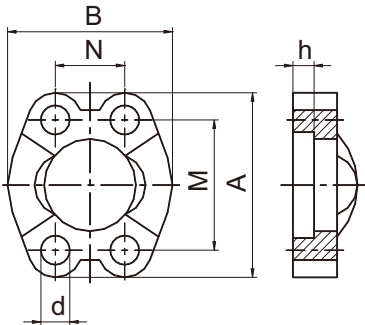


FL  
 FS

代 号 PART NO.	法兰型号 FLANGE SIZE	尺 寸 DIMENSIONS						配用 螺栓	压力等级 MPa
		A	B	d	h	M	N		
3000PSI									
FL-08	1/2"	54	45.6	9	6.2	38.1	17.5	M8X25	34.5
FL-12	3/4"	65	51.8	11	6.2	47.6	22.2	M10X30	
FL-16	1"	70	58.4	11	7.5	52.4	26.2	M10X30	
FL-20	1.1/4"	79	72.6	11	7.5	58.7	30.2	M10X30	27.6
FL-24	1.1/2"	94	82.2	13.5	7.5	69.9	35.7	M12X35	20.7
FL-32	2"	102	96.4	13.5	9	77.8	42.9	M12X35	
FL-40	2.1/2"	114	108.2	13.5	9	88.9	50.8	M12X40	17.2
FL-48	3"	135	130.6	17.5	9	106.4	61.9	M16X50	13.8
6000PSI									
FS-08	1/2"	56	47.2	9	7.2	40.5	18.2	M8X30	42
FS-12	3/4"	71	60	11	8.2	50.8	23.8	M10X35	
FS-16	1"	81	69.6	13.5	9	57.2	27.8	M12X45	
FS-20	1.1/4"	95	77.2	13.5	9.8	66.6	31.8	M12X45	
FS-24	1.1/2"	113	95	17.5	12	79.3	36.5	M16X55	
FS-32	2"	133	113.8	22	12	96.8	44.5	M20X70	

材料为 35、45 锻件

SAE 法兰夹  
 SAE FLANGE CLAMP

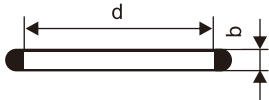


FL-W  
 FS-W

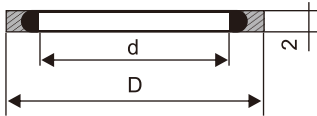
代 号 PART NO.	法兰型号 FLANGE SIZE	尺 寸 DIMENSIONS						配用 螺栓	压力等级 MPa
		A	B	d	h	M	N		
3000PSI									
FL-08W	1/2"	54	45.6	9	6.2	38.1	17.5	M8X25	34.5
FL-12W	3/4"	65	51.8	11	6.2	47.6	22.2	M10X30	
FL-16W	1"	70	58.4	11	7.5	52.4	26.2	M10X30	
FL-20W	1.1/4"	79	72.6	11	7.5	58.7	30.2	M10X30	27.6
FL-24W	1.1/2"	94	82.2	13.5	7.5	69.9	35.7	M12X35	20.7
FL-32W	2"	102	96.4	13.5	9	77.8	42.9	M12X35	
FL-40W	2.1/2"	114	108.2	13.5	9	88.9	50.8	M12X40	17.2
FL-48W	3"	135	130.6	17.5	9	106.4	61.9	M16X50	13.8
6000PSI									
FS-08W	1/2"	56	47.2	9	7.2	40.5	18.2	M8X30	42
FS-12W	3/4"	71	60	11	8.2	50.8	23.8	M10X35	
FS-16W	1"	81	69.6	13.5	9	57.2	27.8	M12X45	
FS-20W	1.1/4"	95	77.2	13.5	9.8	66.6	31.8	M12X45	
FS-24W	1.1/2"	113	95	17.5	12	79.3	36.5	M16X55	
FS-32W	2"	133	113.8	22	12	96.8	44.5	M20X70	



密封件 Seal



O形圈 O-Ring



组合垫 Bonded Seal

DIN 24° 锥轻系列O形圈密封用O形圈  
For Din 24° Cone O-Ring L.T.

O形圈代号 PART NO.	螺纹 THREAD	d	b	管子外径 TUBE O.D.
O04.5X1.5	M12X1.5	4.5	1.5	6
O06.5X1.5	M14X1.5	6.5	1.5	8
O08.0X1.5	M16X1.5	8.0	1.5	10
O10.0X1.5	M18X1.5	10.0	1.5	12
O12.0X2.0	M22X1.5	12.0	2.0	15
O15.0X2.0	M26X1.5	15.0	2.0	18
O15.0X2.0	M27X1.5	15.0	2.0	18
O20.0X2.0	M30X2	20.0	2.0	22
O26.0X2.0	M36X2	26.0	2.0	28
O32.0X2.5	M45X2	32.0	2.5	35
O38.0X2.5	M52X2	38	2.5	42

SAE法兰用O形圈  
For SAE Flange O-Ring

O形圈代号 PART NO.	法兰型号 FLANGE SIZE	d	b
O210	1/2"	18.64	3.53
O214	3/4"	24.99	3.53
O219	1"	32.92	3.53
O222	1.1/4"	37.69	3.53
O225	1.1/2"	47.22	3.53
O228	2"	56.74	3.53
O232	2.1/4"	69.44	3.53

JIS法兰用O形圈 For JIS Flange O-Ring

O形圈代号 PART NO.	法兰型号 FLANGE SIZE	d	b
O212	5/8"	21.82	3.53

DIN 24° 锥重系列O形圈密封用O形圈  
For Din 24° Cone O-Ring H.T.

O形圈代号 PART NO.	螺纹 THREAD	d	b	管子外径 TUBE O.D.
O04.5X1.5	M14X1.5	4.5	1.5	6
O06.5X1.5	M16X1.5	6.5	1.5	8
O08.0X1.5	M18X1.5	8.0	1.5	10
O10.0X1.5	M20X1.5	10.0	1.5	12
O11.0X2.0	M22X1.5	11.0	2.0	14
O13.0X2.0	M24X1.5	13.0	2.0	16
O16.3X2.4	M30X2	16.3	2.4	20
O20.3X2.4	M36X2	20.3	2.4	25
O25.3X2.4	M42X2	25.3	2.4	30
O33.3X2.4	M52X2	33.3	2.4	38

英管外螺纹O形圈密封接头用O形圈  
For BSP Male O-Ring

O形圈代号 PART NO.	法兰型号 FLANGE SIZE	d	b
O111	G1/4"X19	10.77	2.62
O113	G3/8"X19	13.94	2.62
O115	G1/2"X14	17.12	2.62
O910	G5/8"X19	19.18	2.46
O119	G3/4"X14	23.47	2.62
O217	G1"X11	29.74	3.53
O222	G1.1/4"X11	37.69	3.53
O224	G1.1/2"X11	44.04	3.53
O139	G2"X11	54	3

美制ORFS外螺纹平面O形圈密封用O形圈  
For ORFS Male O-Ring

O形圈代号 PART NO.	螺纹 THREAD	d	b
O011	9/16"X18UNF	7.65	1.78
O012	11/16"X16UN	9.25	1.78
O014	13/16"X16UN	12.42	1.78
O016	1"X14UNSF	15.6	1.78
O018	1.3/16"X12UN	18.77	1.78
O021	1.7/16"X12UN	23.52	1.78
O025	1.11/16"X12UN	29.87	1.78
O029	2"X12UN	37.82	1.78

美制SAE外螺纹O形圈密封接头用O形圈  
For SAE Male O-Ring

O形圈代号 PART NO.	螺纹 THREAD	d	b
O904	7/16"X20UNF	8.92	1.83
O905	1/2"X20UNF	10.52	1.83
O906	9/16"X18UNF	11.89	1.98
O908	3/4"X16UN	16.36	2.21
O910	7/8"X14UNF	19.18	2.46
O912	1.1/16"X12UN	23.47	2.95
O914	1.3/16"X12UN	26.62	2.95
O916	1.5/16"X12UN	29.74	2.95
O920	1.5/8"X12UN	37.46	3.00
O924	1.7/8"X12UN	43.69	3.00
O932	2.1/2"X12UN	59.36	3.00

英管内螺纹60°外锥用O形圈  
For BSP Female 60° Cone O-Ring

O形圈代号 PART NO.	螺纹 THREAD	d	b
O171	G3/4"X14	17.1	1.6
O221	G1"X11	22.1	1.6
O291	G1.1/4"X11	29.1	1.6
O351	G1.1/2"X11	35.1	1.6

水管接头用O形圈 For Waterwash O-Ring

O形圈代号 PART NO.	螺纹 THREAD	d	b
O10.0X2.0	M22X1.5	10.0	2.0

SAE矿用接头用O形圈  
For SAE Staplelok O-Ring

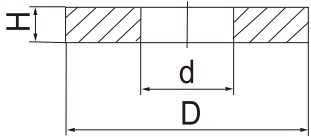
O形圈代号 PART NO.	接头规格 FITTING SIZE	d	b
O06.0X2.0	-04	6.0	2.0
O10.0X2.0	-06	10.0	2.0
O13.0X2.5	-08	13.0	2.5
O19.0X2.5	-12	19.0	2.5
O25.0X2.5	-16	25.0	2.5
O33.0X2.5	-20	33.0	2.5
O40.0X3.0	-24	40.0	3.0
O50.0X3.0	-32	50.0	3.0

六角端面密封用组全垫 Bonded Seal

O形圈代号 PART NO.	螺纹 THREAD	d	b
ZHD-10	M10、G1/8"	10.4	16
ZHD-14	M14、G1/4"	14.4	20
ZHD-16	M16	16.4	22
ZHD-18	M18、G3/8"	18.4	25
ZHD-22	M22、G1/2"	22.5	30
ZHD-24	M24	24.5	32
ZHD-27	M27、G3/4"	27.5	35
ZHD-30	M30	30.5	38
ZHD-33	M33、G1"	33.5	42
ZHD-36	M36	36.6	46
ZHD-42	M42、G1.1/4"	42.6	53
ZHD-45	M45	45.6	56
ZHD-48	M48、G1.1/2"	48.7	60
ZHD-52	M52	52.7	66
ZHD-60	M60、G2"	60.7	75

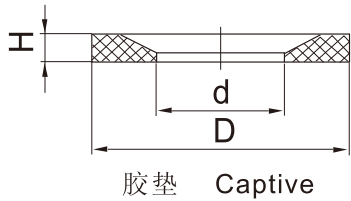
公制外螺纹可调向柱端用O形圈  
For Metric Male Adjustable Stud End O-Ring

O形圈代号 PART NO.	螺纹 THREAD	d	b
O06.1X1.6	M8X1	6.1	1.6
O08.1X1.6	M10X1	10.0	2.0
O09.3X2.4	M12X1.5	9.3	2.4
O11.3X2.4	M14X1.5	11.3	2.4
O13.3X2.4	M16X1.5	13.3	2.4
O15.3X2.4	M18X1.5	15.3	2.4
O17.3X2.4	M20X1.5	17.3	2.4
O19.3X2.4	M22X1.5	19.3	2.4
O21.3X3.0	M24X1.5	21.3	3.0
O23.5X3.0	M26X1.5	23.5	3.0
O23.5X3.0	M27X2	23.5	3.0
O26.5X3.0	M30X2	26.5	3.0
O29.5X3.0	M33X2	29.5	3.0
O38.5X3.0	M42X2	38.5	3.0
O44.5X3.0	M48X2	44.5	3.0
O56.2X3.0	M60X2	56.2	3.0

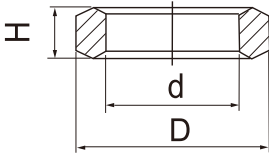


压力表紫铜垫片  
Copper Seal For Pressure Gauge

垫片代号 PART NO.	d	D	H
DP-B04G	6	11	2
DP-B08G	6	18	2



胶垫代号 PART NO.	螺纹 THREAD	d	D	H
WD-B02	G1/8"X28	8.4	11.9	1.0
WD-B04	G1/4"X19	11.6	16.5	1.5
WD-B06	G3/8"X19	14.7	18.9	1.5
WD-B08	G1/2"X14	18.5	23.9	1.5
WD-B12	G3/4"X14	23.9	29.2	1.5
WD-B16	G1"X11	29.7	35.7	2.0
WD-B20	G1.1/4"X11	38.8	45.8	2.0
WD-B24	G1.1/2"X11	44.7	50.7	2.0
WD-B02	M10X1	8.4	11.9	1.0
WD-M12	M12X105	9.8	14.4	1.5
WD-B04	M14X1.5	11.6	16.5	1.5
WD-M16	M16X1.5	13.8	18.9	1.5
WD-M18	M18X1.5	15.7	20.9	1.5
WD-M20	M20X1.5	17.8	22.9	1.5
WD-M22	M22X1.5	19.6	24.3	1.5
WD-B12	M26X1.5	23.9	29.2	1.5
WD-B12	M27X2	23.9	29.2	1.5
WD-B16	M33X2	29.7	35.7	1.5
WD-B20	M42X2	38.8	45.8	2.0
WD-B24	M48X2	44.7	50.7	2.0



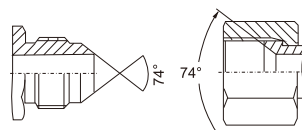
压力表钢垫片  
DKI Pressure Gauge

垫片代号 PART NO.	d	D	H
DP-B04DK	6	11.3	4.5
DP-B08DK	12	18.5	5

接头连接形式 Connection

1国际接头联接型式GB Connection

1.1 74° 锥面密封式 74° Cone Seal (GB/T 9065.1)

软管公称内径 HOSE DN	螺纹 THREAD	软管接头系列举例 HOSE FITTING	配用过渡接头系列举例 MATING ADAPTER	图标 FIGURE
5	M12X1.5	外螺纹软管接头 Male:10711等	配用内螺纹过渡接头 Female:2Q、2Q9等	
6	M14X1.5			
8	M16X1.5			
10	M18X1.5			
12	M22X1.5	内螺纹软管接头 Female:20711、20741、 20791、20712、20742、 20792等	配用外螺纹过渡接头 Male:1Q、1QH、1QH9-OG、 6Q9、AQHQ-OG、1QG、 1QG9-GO、1QN等	
16	M27X1.5			
20	M33X2			
22	M36X2			
25	M39X2			
32	M45X2			

1.2 O形圈平面密封型式 O-Ring Flat Seal (GB/T 9065.3)

软管公称内径 HOSE DN	螺纹 THREAD	软管接头系列举例 HOSE FITTING	配用过渡接头系列举例 MATING ADAPTER	图标 FIGURE
5	M12X1.25	外螺纹软管接头 Male:10311等	配用内螺纹过渡接头 Female:2E9、9E等	
6	M14X1.5			
8	M16X1.5			
10	M18X1.5			
12	M22X1.5	内螺纹软管接头 Female:20211、20241、 20291、20212、20242、 20292等	配用外螺纹过渡接头 Male:1E、1EH9-OG、6E、 AEHE-OG、1EG、1ET-SP、 1EN等	
16	M27X1.5			
20	M30X1.5			
22	M36X2			
25	M39X2			
32	M42X2			
40	M52X2			
50	M64X2			

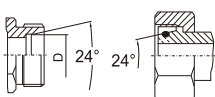
2德国DIN标准联接型式 DIN Connection

2.1 用卡套进行卡压密封型式 Compression Fitting (DIN 2353)

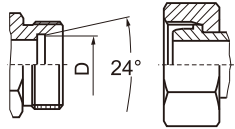
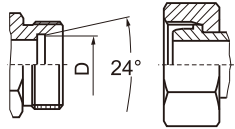
压力系列 Mpa	软管公称内径 HOSE DN	螺纹 THREAD	管子直径D TUBE O.D.	软管接头 系列举例 HOSE FITTING	配用过渡接头 系列举例 MATING ADAPTER	图样 FIGURE
轻系列 L	5	M12X1.5	6	外螺纹软管接头 Male:10411、10412等	配相应管子直径的无缝钢管，用RL、卡套及NL卡套螺母卡压联接。	
	6	M14X1.5	8			
	8	M16X1.5	10			
	10	M18X1.5	12			
	12	M22X1.5	15	直管软管接头 Standpipe:50011、50041、50091等的轻系列	配RL卡套、NL卡套螺母、外螺纹过渡接头，接头如1C、1CG、1CB、1CO等。	
	16	M26X1.5	18			
	20	M30X2	22			
	25	M36X2	28			
	32	M45X2	35			
	40	M52X2	42			
重系列 S	5	M16X1.5	8	外螺纹软管接头 Male:10511、10512、10513等	配相应管子直径的无缝钢管，用RS、卡套及NS卡套螺母卡压联接。	
	6	M18X1.5	10			
	8	M20X1.5	12			
	10	M22X1.5	14			
	12	M24X1.5	16	直管软管接头 Standpipe:50011、50041、50091等的重系列。	配RS卡套、NS卡套螺母、外螺纹过渡接头，接头如1D、1DG、1DB、1DO等。	
	16	M30X2	20			
	20	M36X2	25			
	25	M42X2	30			
	32	M52X2	38			

F

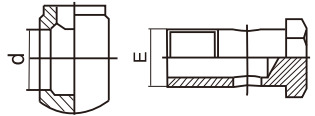
2.2 用24° 锥面加O形圈密封型式 24° Cone O-Ring Seal (DIN 3865)

压力 系列 Mpa	软管公称内径 HOSE DN	螺纹 THREAD	管子直径D TUBE O.D.	软管接头 系列举例 HOSE FITTING	配用过渡接头 系列举例 MATING ADAPTER	图样 FIGURE
轻 系列 L	5	M12X1.5	6	外螺纹软管接头 Male:10411、10412 等	配用内螺纹过渡接头 Female:2C、2BC、2C9、3C、 BC等。	
	6	M14X1.5	8			
	8	M16X1.5	10			
	10	M18X1.5	12	内螺纹软管接头 Female:20411、 20441、20491等的 轻系列	配用外螺纹过渡接头 Male: 1C、1CG、1CB、1CO、 AC、ACCO-OG等。	
	12	M22X1.5	15			
	16	M26X1.5	18			
	20	M30X2	22			
	25	M36X2	28			
	32	M45X2	35			
	40	M52X2	42			
重 系列 S	5	M16X1.5	8	外螺纹软管接头 Male:10511、10512、 10513等	配用内螺纹过渡接头 Female:2D、2BD、2D9、3D、 BD等。	
	6	M18X1.5	10			
	8	M20X1.5	12			
	10	M22X1.5	14	内螺纹软管接头 Female:20511、 20512、20541、 20591、20592等	配用外螺纹过渡接头 Male: 1D、1DG、1DB、1DO、 AD、ADDO-OG等。	
	12	M24X1.5	16			
	16	M30X2	20			
	20	M36X2	25			
	25	M42X2	30			
	32	M52X2	38			

2.3 用球面与24° 锥面密封型式 Multiseal To 24° Cone

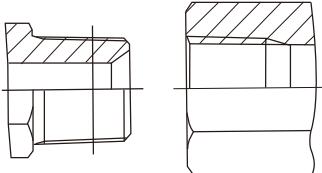
压力 系列 Mpa	软管公称内径 HOSE DN	螺纹 THREAD	管子直径D TUBE O.D.	软管接头 系列举例 HOSE FITTING	配用过渡接头 系列举例 MATING ADAPTER	图样 FIGURE
轻 系列 L	5	M12X1.5	6	内螺纹软管接头 Female:20411C、 20441C、20491C等	配用内螺纹过渡接头 Male:1C、1CG、1CB、1CO、 AC、ACCO-OG等	
	6	M14X1.5	8			
	8	M16X1.5	10			
	10	M18X1.5	12			
	12	M22X1.5	15			
	16	M26X1.5	18			
	20	M30X2	22			
	25	M36X2	28			
	32	M45X2	35			
	40	M52X2	42			
重 系列 S	5	M16X1.5	8	内螺纹软管接头 Female:20511C、 20512C、20541C、 20591C、20592C等	配用内螺纹过渡接头 Male:1D、1DG、1DB、1DO、 AD、ADDO-OG等	
	6	M18X1.5	10			
	8	M20X1.5	12			
	10	M22X1.5	14			
	12	M24X1.5	16			
	16	M30X2	20			
	20	M36X2	25			
	25	M42X2	30			
	32	M52X2	38			

2.4 铰接式组合垫密封 Banjo Bonded Seal (DIN 7642、DIN 7643)

软管公称内径 HOSE DN	螺纹 THREAD	管子直径D TUBE O.D.	软管接头 系列举例 HOSE FITTING	配用过渡接头 系列举例 MATING ADAPTER	图样 FIGURE
5	M10X1	10.1	软管接头:70011等	配用螺栓: Bolt:700M	
6	M12X1.5	12.1			
8	M14X1.5	14.1			
10	M16X1.5	16.1			
12	M18X1.5	18.1			
16	M22X1.5	22.1			
20	M26X1.5	26.1			
25	M30X1.5	30.1			

3美国接头联接型式 American Thread Type

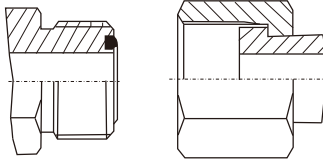
3.1 用60° 锥管螺纹密封型式 60° Tapered Thread Seal (SAE J514)

软管公称内径 HOSE DN	螺纹 THREAD	软管接头系列举例 HOSE FITTING	配用过渡接头系列举例 MATING ADAPTER	图标 FIGURE
4	Z1/8"X27	外螺纹软管接头 Male:15611、15612等	配用内螺纹过渡接头 Female:7N、7N9-PK、 GN-PK等	
6	Z1/4"X18			
10	Z3/8"X18			
12	Z1/2"X14			
20	Z3/4"X14			
25	Z1"X11.5			
32	Z1.1/4"X11.5			
40	Z1.1/2"X11.5			
50	Z2"X11.5			

3.2 74° 锥面密封型式 74° Cone Seal (SAE J514)

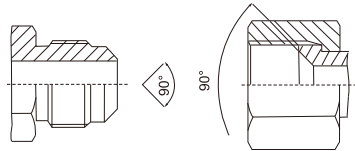
软管公称内径 HOSE DN	螺纹 THREAD	软管接头系列举例 HOSE FITTING	配用过渡接头系列举例 MATING ADAPTER	图标 FIGURE
4	5/16"-24	外螺纹软管接头 Male:16711、16712等	配用内螺纹过渡接头 Female:2J、2J9等	
5	3/8"-24			
6	7/16"-20			
8	1/2"-20			
10	9/16"-18	内螺纹软管接头 Female:26711、26741、 26791、26712、26742、 26792等	配用外螺纹过渡接头 Male:1J、1JH、1JO9-OG、 AJOJ-OG、1JO、1JO9-OG、 1JN等	
12	3/4"-16			
16	7/8"-14			
20	1.1/16"-12			
25	1.5/16"-12			
32	1.5/8"-12			
40	1.7/8"-12			
50	2.1/2"-12			

3.3 O形圈平面密封型式 O-Ring Flat Seal (SAE J1453)

软管公称内径 HOSE DN	螺纹 THREAD	软管接头系列举例 HOSE FITTING	配用过渡接头系列举例 MATING ADAPTER	图标 FIGURE
6	9/16"-18	外螺纹软管接头 Male:14211等	配用内螺纹过渡接头 Female:2F、2F9、CF等	
10	11/16"-16			
12	13/16"-16			
16	1"-14			
20	1.3/16"-12	内螺纹软管接头 Female:24211、24241、 24291、24212等	配用外螺纹过渡接头 Male:1F、1FO、1FO9-OG、 AFFO-OG等	
25	1.7/16"-12			
32	1.11/16"-12			
40	2"-12			



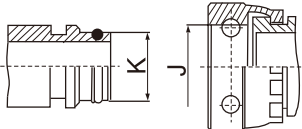
3.4 90° 锥面密封型式 90° Cone Seal (SAE J513)

软管公称内径 HOSE DN	螺纹 THREAD	软管接头系列举例 HOSE FITTING	配用过渡接头系列举例 MATING ADAPTER	图标 FIGURE
6	7/16"-20	外螺纹软管接头 Male:17811等	配用内螺纹过渡接头 Female:2P等	
8	1/2"-20			
10	5/8"-18			
12	3/4"-16	内螺纹软管接头 Feale:27811、27841、 27891等	配用外螺纹过渡接头 Male:4P等	
16	7/8"-14			
20	1.1/16"-12			


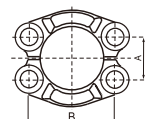

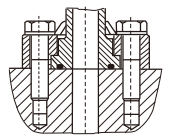
3.5 六角端面O形圈密封型式 O-Ring Boss Seal (SAE J1926)

软管公称内径 HOSE DN	螺纹 THREAD	软管接头系列举例 HOSE FITTING	配用过渡接头系列举例 MATING ADAPTER	图标 FIGURE
4	5/16"-24	外螺纹软管接头 Male:16011等	配用内螺纹过渡接头 Female:5O等	
5	3/8"-24			
6	7/16"-20			
8	1/2"-20			
10	9/16"-18			
12	3/4"-16			
16	7/8"-14			
20	1.1/16"-12			
25	1.5/16"-12			
32	1.5/8"-12			
40	1.7/8"-12			
50	2.1/2"-12			

3.6 用O形圈密封的矿用接头 Staple-Lok Coupling

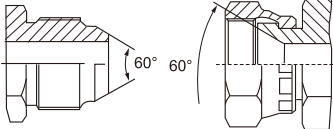
软管公称 内径 HOSE DN	接头标号 FITTING DASH	J	K	软管接头 系列举例 HOSE FITTING	配用过渡接头 系列举例 MATING ADAPTER	图标 FIGURE
6	04	15.16	9.9	软管接头:67011等	配用过渡接头: 2Y、2NY、7Y等	
10	06	20.17	13.9			
12	08	24.16	17.9			
20	12	29.16	23.9			
25	16	39.12	30.9			
32	20	46.15	37.9			
40	24	55.22	46.9			
50	32	64.21	55.9			

3.7 用O形圈密封的法兰接头 Flange Coupling (ISO 6162-SAE J518)

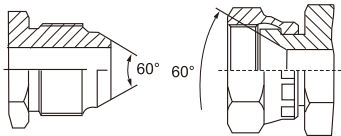
压力系列 Mpa	软管公称内径 HOSE DN	c	d	A	B	软管接头 系列举例 HOSE FITTING	配用过渡接头 系列举例 MATING ADAPTER	图样 FIGURE	
标准 压力 系列	12	6.73	30.2	17.5	38.1	软管接头: 87311、87341、 87391等	一般直接与机体油口相配 Connected With Port		法兰头 Head
	20	6.73	38.1	22.2	47.6				法兰夹 Clamp
	25	8	44.4	26.2	52.4				法兰油口 Port
	32	8	50.8	30.2	58.7				
	40	8	60.3	35.7	69.9				
	50	9.53	71.4	42.9	77.8				
	64	9.53	84.1	50.8	88.9				
高压 系列	12	7.75	31.7	18.2	40.5	软管接头: 87611、87641、 87691、87613等	一般直接与机体油口相配 Connected With Port		法兰装配 Assembly
	20	8.76	41.3	23.8	50.8				
	25	9.53	47.6	27.8	57.2				
	32	10.29	54	31.8	66.7				
	40	12.57	63.5	36.6	79.4				
	50	12.57	79.4	44.4	96.8				

4 日本接头联接型式 Japanese Connection

4.1 公制螺纹60° 锥面密封型式 (小松) JIS Metric Thread 60° Cone Seal

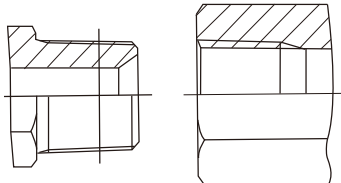
软管公称内径 HOSE DN	螺纹 THREAD	软管接头系列举例 HOSE FITTING	配用过渡接头系列举例 MATING ADAPTER	图标 FIGURE
6	M14X1.5	外螺纹软管接头 Male:18611等	配用内螺纹过渡接头 Female:2K9、BK等	
8	M16X1.5			
10	M18X1.5			
12	M22X1.5	内螺纹软管接头 Female:28611、28641、 28691等	配用外螺纹过渡接头 Male:1K、1KH9-OG、AK、 AKKH-OG等	
16	M24X1.5			
20	M30X1.5			
25	M33X1.5			
32	M36X1.5			
40	M42X1.5			

4.2 英管螺纹60° 锥面密封型式 ( JIS B8363 ) JIS GAS Thread 60 Cone Seal

软管公称内径 HOSE DN	螺纹 THREAD	软管接头系列举例 HOSE FITTING	配用过渡接头系列举例 MATING ADAPTER	图样 FIGURE
6	G1/4"X19	内螺纹软管接头 Female:29611、29641、 29691等	配用外螺纹过渡接头 Male:1S、1SG9-OG、1ST、 ASSG-OG等	
10	G3/8"X19			
12	G1/2"X14			
20	G3/4"X14			
25	G1"X11			
32	G1.1/4"X11			
40	G1.1/2"X11			

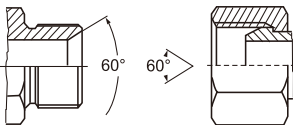
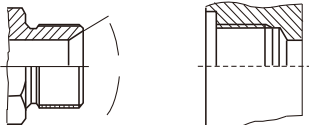
F

4.3 用55° 英锥管螺纹密封型式 BSPT Thread Seal

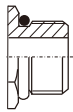
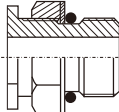
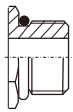
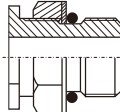

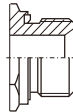
软管公称内径 HOSE DN	螺纹 THREAD	软管接头系列举例 HOSE FITTING	配用过渡接头系列举例 MATING ADAPTER	图样 FIGURE
4	R1/8"X28	外螺纹软管接头 Male:13011-SP、 13012-SP等	配用内螺纹过渡接头 Female:7T、7T9-PK、 GT-PK等	
6	R1/4"X19			
10	R3/8"X19			
12	R1/2"X14			
20	R3/4"X14			
25	R1"X11			
32	R1.1/4"X11			
40	R1.1/2"X11			
50	R2"X11			

5 英国接头联接型式 British Connection

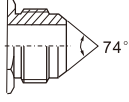

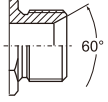
5.1英管螺纹60° 锥面密封或用组合垫密封的双用型式 60° Cone Seal Or Bonded Seal

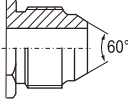
软管公称内径 HOSE DN	螺纹 THREAD	软管接头系列举例 HOSE FITTING	配用过渡接头系列举例 MATING ADAPTER	图样 FIGURE
4	G1/8"X28	外螺纹软管接头 Male:12611、12612 (仅 适用于60° 锥面密封)、 12611A等	配用于60° 锥面密封的内螺纹 过渡接头For Female 60° Cone Seal:2B、2TB9-SP、3B9、BB、 CB等。 配用于组合垫密封的内螺纹过 渡接头For Bonded Seal:5TB、 7B、GB-PK等。	
6	G1/4"X19			
10	G3/8"X19			
12	G1/2"X14	内螺纹软管接头 Female:22611、22641、 22691、22612等	配用于60° 锥面的外螺纹过 渡接头For Male 60° Cone Seal: 1B、1BG、AB、ABBG-OG等	
20	G3/4"X14			
25	G1"X11			
32	G1.1/4"X11			
40	G1.1/2"X11			
50	G2"X11			

接头工作压力表    Working Pressure

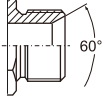
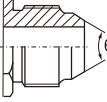

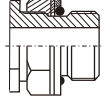
螺纹 THREAD						
	公制外螺纹O形 圈密封重系列 Metric Male O-Ring S-Series	公制外螺纹O形 圈密封可调柱端 重系列 Metric O-Ring Adjustable Stud End S-Series	公制外螺纹O形 圈密封轻系列 Metric Male O-Ring L-Series	公制外螺纹O形 圈密封可调柱端 轻系列 Metric O-Ring Adjustable Stud End L-Series	公制外螺纹弹性 密封柱端轻系列 (E型) Metric Male Captive Seal L-Series	公制外螺纹弹性 密封柱端重系列 (E型) Metric Male Captive Seal S-Series
M8X1	63	40	40	31.5	-	-
M10X1	63	40	40	31.5	25	-
M12X1.5	63	40	40	31.5	25	63
M14X1.5	63	40	40	31.5	25	63
M16X1.5	63	40	31.5	25	25	63
M18X1.5	63	40	31.5	25	25	63
M20X1.5	-	-	-	-	-	63
M22X1.5	-	-	-	-	16	40
M22X1.5	63	40	31.5	25	-	-
M26X1.5	-	-	-	-	16	-
M27X2	40	40	20	16	-	40
M30X2	40	40	20	16	-	-
M33X2	-	-	-	-	10	40
M33X2	40	31.5	20	16	-	-
M42X2	25	25	20	16	-	-
M42X2	-	-	-	-	10	25
M48X2	25	20	20	16	10	25
M60X2	25	16	16	10	-	-

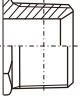
压力单位Mpa

螺纹 THREAD			
	公制外螺纹74° 锥密封Metric Male 74° Cone	公制外螺纹O形 圈密封Metric Male O-ring	公制外螺纹60° 锥密封Metric 60° Cone Seat
M10X1	35	-	-
M10X1	35	-	-
M12X1.25	-	63	-
M12X1.5	35	-	-
M14X1.5	35	63	34.5
M16X1.5	25	63	-
M18X1.5	25	63	34.5
M22X1.5	20	63	34.5
M24X1.5	20	-	-
M27X1.5	20	40	-
M27X2	-	-	27.5
M30X2	20	-	-
M30X1.5	-	40	-
M33X2	16	-	20.5
M36X2	16	-	-
M36X2	-	40	-
M39X2	12.5	-	-
M39X2	-	25	-
M42X2	12.5	-	17
M42X2	-	25	-
M45X2	10	-	-
M45X2	-	25	-
M52X2	-	25	-
M60X2	-	25	-
M64X2	-	25	-

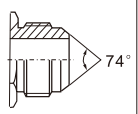
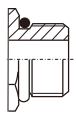
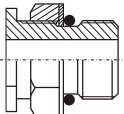
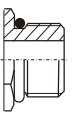
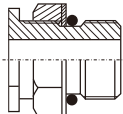
螺纹 THREAD	
	日本公制外螺纹60° 锥密封 JIS Metric Male 60° Cone
M12X1.5	34.5
M14X1.5	34.5
M16X1.5	34.5
M18X1.5	34.5
M20X1.5	34.5
M22X1.5	34.5
M24X1.5	27.5
M27X1.5	27.5
M30X1.5	20.5
M33X1.5	20.5
M36X1.5	17
M42X1.5	17

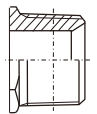
压力单位Mpa

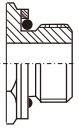
螺纹 THREAD				
	英管外螺纹60° 锥面密封 BSP Male 60° Cone Seat	日本英管外螺纹 60° 锥面密封 JIS GAS Male 60° Cone	英管外螺纹O形 圈密封 BSP Male O-Ring	英管外螺纹O形 圈密封可调柱端 BSP Male O-Ring Adjustable Stud End
G1/8"X28	34.5	34.5	40	31.5
G1/4"X19	34.5	34.5	40	31.5
G3/8"X19	34.5	34.5	31.5	25
G1/2"X14	34.5	34.5	31.5	25
G3/4"X14	27.5	27.5	20	16
G1"X11	20.5	20.5	20	16
G1.1/4"X11	17	17	20	16
G1.1/2"X11	10.5	10.5	20	16
G2"X11	10.5	10.5	16	10

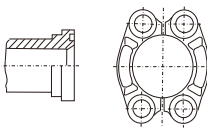
螺纹 THREAD	
	英锥管外螺纹 BSPT Male
R1/8"X28	34.5
R1/4"X19	34.5
R3/8"X19	34.5
R1/2"X14	34.5
R3/4"X14	27.5
R1"X11	20.5
R1.1/4"X11	17
R1.1/2"X11	10.5
R2"X11	10.5

F

螺纹 THREAD					
	美制JIC74° 锥密封 JIC 74° Cone	美制外螺纹 O形圈密封 重系列 SAE Male O-Ring S-Series	美制外螺纹O形 圈密封可调柱 端重系列 Male O-Ring Adjustable Stud End S-Series	美制外螺纹 O形圈密封 轻系列 SAE Male O-Ring L-Series	美制外螺纹O形 圈密封可调柱 端轻系列 Metric Male O-Ring Adjustable Stud End L-Series
5/16"X24	34.5	-	-	31.5	31.5
3/8"X24	34.5	63	40	31.5	31.5
7/16"X20	34.5	63	40	31.5	31.5
1/2"X20	34.5	63	40	31.5	31.5
9/16"X18	34.5	63	40	31.5	25
3/4"X16	31	63	40	31.5	25
7/8"X14	24	63	40	25	20
1.1/16"X12	24	40	40	25	20
1.3/16"X12	21	40	40	20	16
1.5/16"X12	21	40	31.5	20	16
1.5/8"X12	17	25	25	16	12.5
1.7/8"X12	14	25	20	16	12.5
2.1/2"X12	10.5	-	-	12.5	10

螺纹 THREAD	
美制布锥管 外螺纹 NPT Male	
Z1/8"X27	34.5
Z1/4"X18	27.5
Z3/8"X18	21
Z1/2"X14	21
Z3/4"X14	17
Z1"X11.5	14
Z1.1/4"X11.5	8
Z1.1/2"X11.5	7

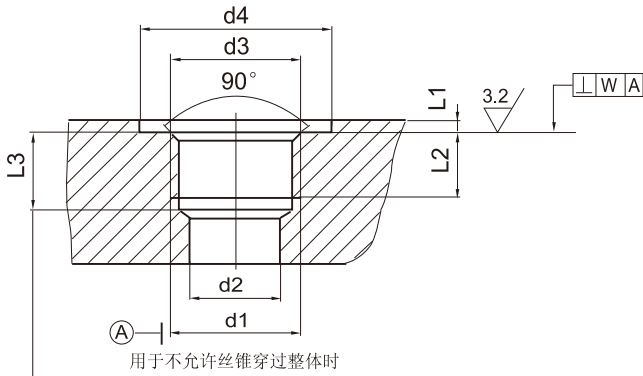
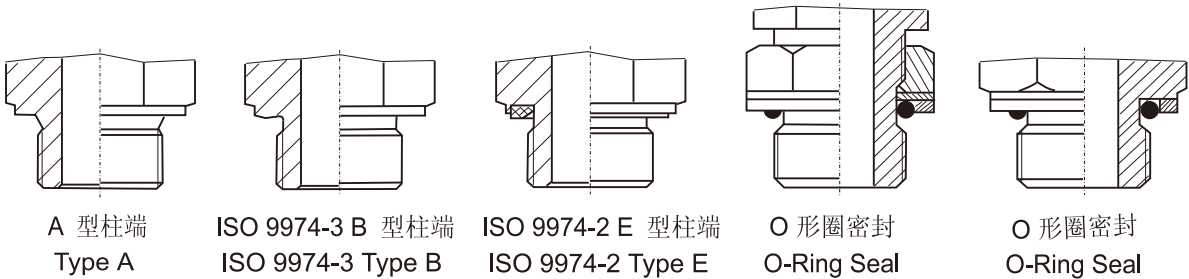
螺纹 THREAD	
美制ORFS外螺 纹O形圈密封 ORFS Male O-Ring	
9/16"X18	63
11/16"X16	63
13/16"X16	63
1"X14	40
1.3/16"X12	40
1.7/16"X12	40
1.11/16"X12	25
2"X12	25

ISO 6162 法兰规格 ISO 6162 Flange Size				
	使用中等强度 螺栓轻系列 Mid-Strength Bolt L-Series	使用高等强度 螺栓轻系列 High-Strength Bolt L-Series	使用中等强度 螺栓重系列 Mid-Strength Bolt S-Series	使用高等强度 螺栓重系列 High-Strength Bolt S-Series
1/2"	35	35	35	40
3/4"	35	35	35	40
1"	25	31.5	35	40
1.1/4"	20	25	35	40
1.1/2"	20	20	35	40
2"	16	16	35	40

压力单位Mpa

油口型式及尺寸 Port

1 ISO 9974-1 公制螺纹油口及相配柱端 ISO 9974-1 metric thread port and mating stud end



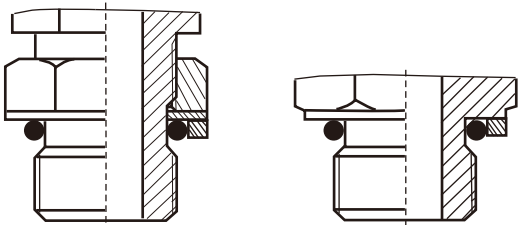
This dimension only applies when tap drill cannot pass throughentire boss

ISO 9974-1 油口 Port

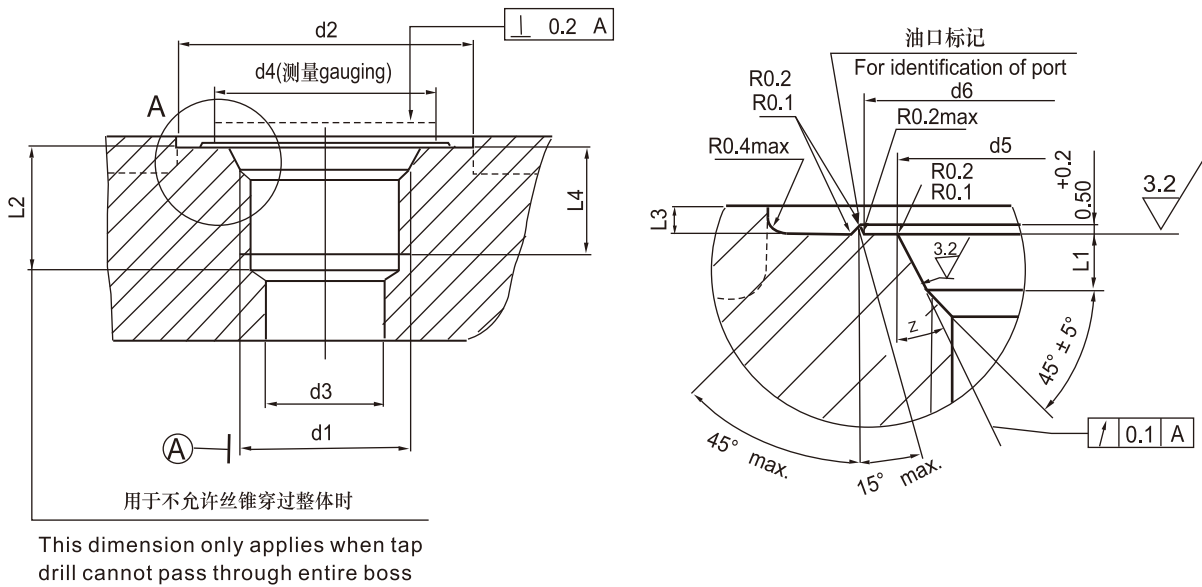
油口尺寸 Port Dimensions mm

螺纹 THREAD d1	d2 参考ref.	d3		d4 min.	L1 max.	L2 min.	L3 min.	W
		尺寸nom.	公差tol.					
M8X1	3	8	0,+0.2	13	1	8	10	0.1
M10X1	4.5	10	0,+0.2	15	1	8	10	0.1
M12X1.5	6	12	0,+0.2	18	1.5	12	15	0.1
M14X1.5	7	14	0,+0.2	20	1.5	12	15	0.1
M16X1.5	9	16	0,+0.2	23	1.5	12	15	0.1
M18X1.5	11	18	0,+0.2	25	2	12	15	0.1
M20X1.5	10	20	0,+0.2	27	2	14	17	0.1
M22X1.5	14	22	0,+0.2	28	2.5	14	17	0.1
M26X1.5	18	26	0,+0.2	33	2.5	16	19	0.2
M27X2	16	27	0,+0.2	33	2.5	16	20	0.2
M33X2	23	33	0,+0.3	41	2.5	18	22	0.2
M42X2	30	42	0,+0.3	51	2.5	20	24	0.2
M48X2	36	48	0,+0.3	56	2.5	22	36	0.2

2 ISO 6149-1 公制螺纹油口及相配柱端 ISO 6149-1 metric thread port and mating stud end



ISO 6149-2 、ISO 6149-3 柱端 stud end



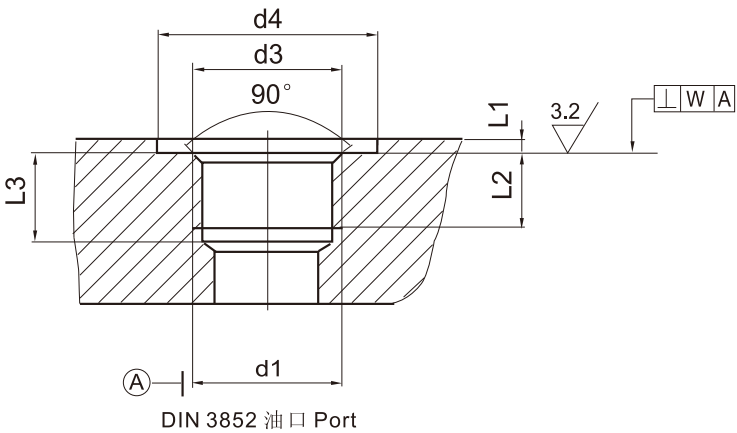
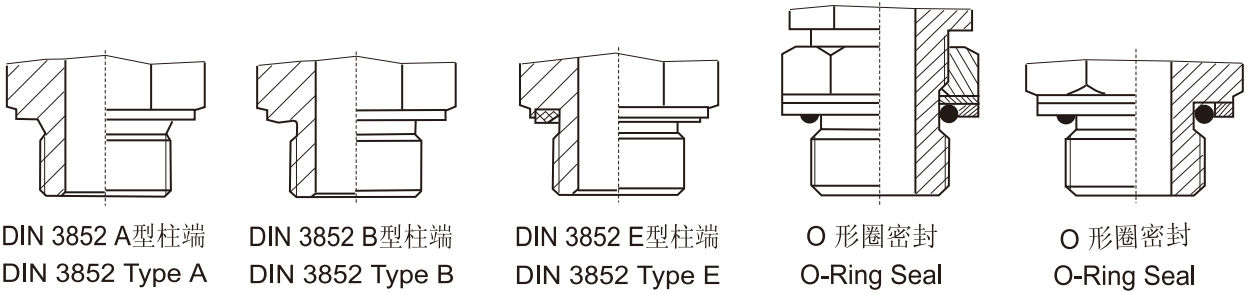
ISO 6149-1 油口 Port

油口尺寸 Port Dimensions mm

螺纹 THREAD d1	d2		d3 参考 ref.	d4	d5 +0.1 0	d6 +0.5 0	L1 +0.4 0	L2 min.	L3 max.	L4 min.	Z° ±1°	O形圈 O-RING
	min. <sup>1)</sup>	min. <sup>2)</sup>										
M8X1	17	14	3	12.5	9.1	14	1.6	11.5	1	10	12	6.1X1.6
M10X1	20	16	4.5	14.5	11.1	16	1.6	11.5	1	10	12	8.1X1.6
M12X1.5	23	19	6	17.5	13.8	19	2.4	14	1.5	11.5	15	9.3X2.2
M14X1.5	25	21	7.5	19.5	15.8	21	2.4	14	1.5	11.5	15	11.3X2.2
M16X1.5	28	24	9	22.5	17.8	24	2.4	15.5	1.5	13	15	13.3X2.2
M18X1.5	30	26	11	24.5	19.8	26	2.4	17	2	14.5	15	15.3X2.2
M20X1.5	32	27	-	25.5	21.8	27	2.4	-	2	14.5	15	17.3X2.2
M22X1.5	34	29	14	27.5	23.8	29	2.4	18	2	15.5	15	19.3X2.2
M27X2	40	34	18	32.5	29.4	34	3.1	22	2	19	15	23.6X2.9
M33X2	49	43	23	41.5	35.4	43	3.1	22	2.5	19	15	29.6X2.9
M42X2	60	52	30	50.5	44.4	52	3.1	22.5	2.5	19.5	15	38.6X2.9
M48X2	66	57	36	55.5	50.4	57	3.1	25	2.5	22	15	44.6X2.9
M60X2	76	67	44	65.5	62.4	67	3.1	27.5	2.5	24.5	15	56.6X2.9



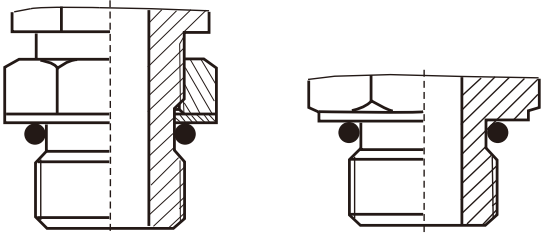
3 DIN 3852英管螺纹油口及相配柱端 DIN 3852 BSP thread portand mating stud end



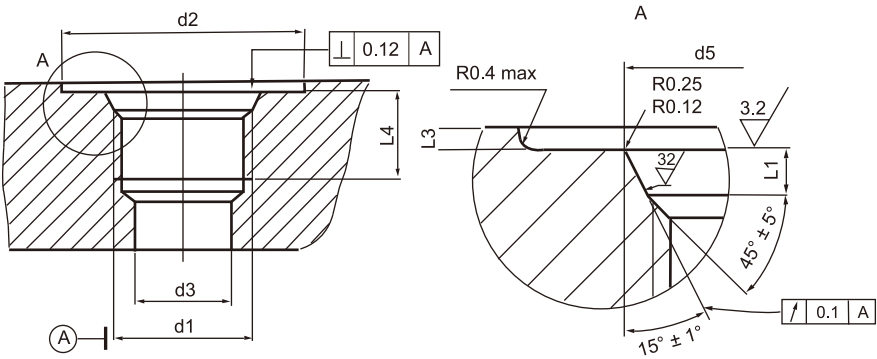
油口尺寸 Port Dimensions mm

螺纹 THREAD d1	d3		d4 +0.4 0		L1 max.	L2 min.	L3 min.	W
			B、E型柱端 Type B,E	其它 Others				
G1/8"X28	9.8	0,+0.2	15	19	1	8	13	0.1
G1/4"X19	13.2	0,+0.2	19	25	1.5	12	18.5	0.1
G3/8"X19	16.7	0,+0.2	23	28	2	12	18.5	0.1
G1/2"X14	21	0,+0.2	27	34	2.5	14	22	0.1
G3/4"X14	26.5	0,+0.2	33	42	2.5	16	24	0.2
G1"X11	33.3	0,+0.3	40	47	2.5	18	27	0.2
G1.1/4"X11	42	0,+0.3	50	58	2.5	20	29	0.2
G1.1/2"X11	47.9	0,+0.3	56	65	2.5	22	31	0.2
G2"X11	59.7	0,+0.3	69	76	3	24	33	0.2

4 Bs5380英管螺纹油口及相配柱端 Bs5380 BSP thread port and mating stud end



BS 5380 柱端 BS5380 stud end

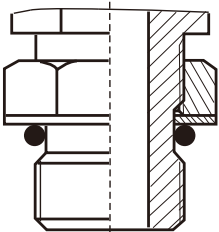


BS5380 油口 Port

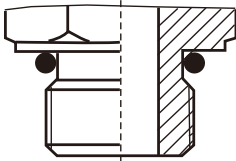
油口尺寸 Port Dimensions mm

螺纹 THREAD d1	d2 min.	d3 max.	d5 +0.12 0	L1 +0.4 0	L3 max.	L4 min.	O形圈 O-RING
G1/8"X28	15	14	11.24	1.3	0.6	10.5	8.1X1.6
G1/4"X19	19	18	14.16	1.2	0.6	11.0	10.1X1.6
G3/8"X19	23	22	18.86	1.9	0.6	12.5	13.6X2.4
G1/2"X14	27	26	22.40	1.9	0.8	15.0	17.6X2.4
G5/8"X14	31	30	26.00	2.4	0.8	16.3	19.5X3.0
G3/4"X14	33	32	28.92	2.4	1.1	16.3	22.5X3.0
G1"X11	40	39	35.50	2.4	1.1	19.1	29.5X3.0
G1.1/4"X11	50	49	43.56	2.4	1.1	21.4	36.5X3.0
G1.1/2"X11	56	55	49.42	2.4	1.1	22.5	45.5X3.0
G2"X11	69	68	61.42	2.4	1.1	25.7	54.5X3.0

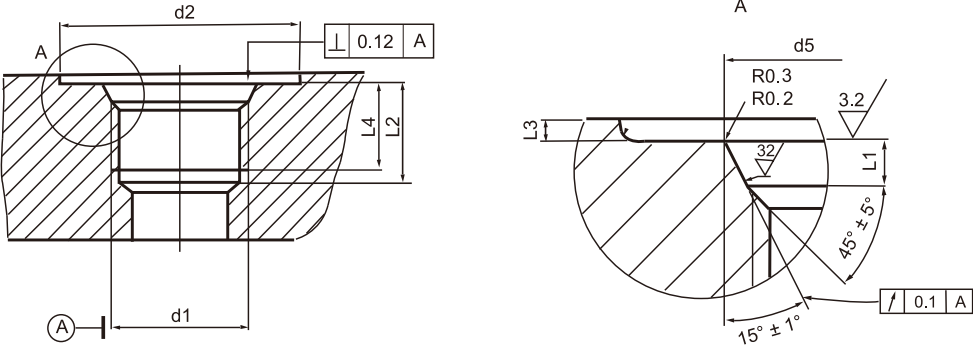
5 JIS B 2351英管螺纹油口及相配柱端 JIS B 2351 BSP thread port and mating stud end



JIS B 2351 柱端



JIS B 2351 stud end

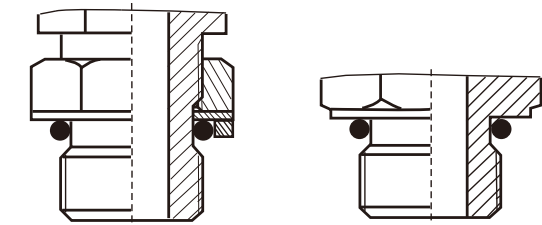


JIS B 2351 油口 Port

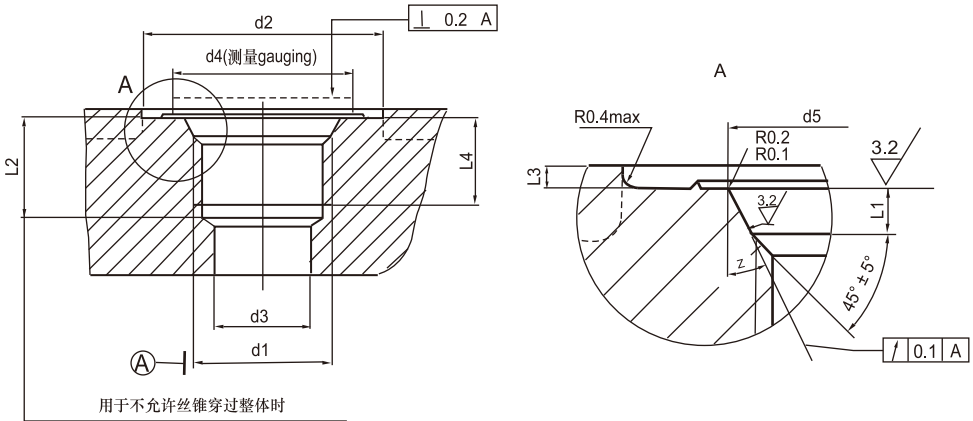
油口尺寸 Port Dimensions mm

螺纹 THREAD d1	d2 ±0.3	d5 +0.1 0	L1 +0.4 0	L2 min.	L3 max.	L4 min.	O形圈 O-RING
G1/8"X28	18	11.6	2	15	1	10	7.8X1.9
G1/4"X19	24	15.6	2.5	18	1.5	12	10.8X2.4
G3/8"X19	28	18.6	2.5	18	2	12	13.8X2.4
G1/2"X14	34	22.6	2.5	24	2.5	16	17.8X2.4
G3/4"X14	45	29.8	3.5	25	2.5	17	22.1X3.5
G1"X11	51	35.8	3.5	30	2.5	21	28.7X3.5
G1.1/4"X11	62	44.8	3.5	30	2.5	21.4	37.7X3.5
G1.1/2"X11	68	50.8	3.5	30	2.5	21.4	43.7X3.5

6 ISO 11926-1美制螺纹油口及相配柱端 ISO 11926-1 SAE thread port and mating stud end



ISO 11926-2 、ISO 11926-3 美制螺纹柱端  
ISO 11926-2 、ISO 11926-3 SAE thread stud end



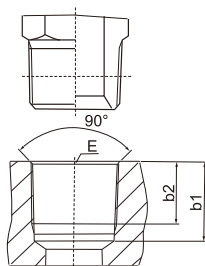
This dimension only applies when tap drill cannot pass through entire boss

ISO 11926-1 美制螺纹油口 ISO 11926-1 SAE thread port

油口尺寸 Port Dimensions mm

螺纹 THREAD d1	d2 min.	d3 参考 ref.	d4	d5 ±0.5	L1 +0.4 0	L2 min.	L3 max.	L4 min.	Z° ±1°	O形圈 O-RING
5/16"X24	17	2.5	11	9.15	1.9	12	1.6	10	12	6.07X1.63
3/8"X24	19	3.5	13	10.75	2.4	12	1.6	10	12	7.65X1.63
7/16"X20	21	4.5	15	12.45	2.4	14	1.6	11.5	12	8.92X1.83
1/2"X20	23	6	16	14.05	2.5	14	1.6	11.5	12	10.52X1.83
9/16"X18	25	7.5	18	15.70	2.5	15.5	2.4	12.7	15	11.89X1.98
3/4"X16	30	10	22	20.65	2.5	17.5	2.4	14.3	15	16.36X2.21
7/8"X14	34	12.5	26	24	3.3	20	2.4	16.7	15	19.18X2.46
1.1/16"X12	41	16	32	29.2	3.3	23	2.4	19	15	23.47X2.95
1.3/16"X12	45	18	35	32.4	3.3	23	2.4	19	15	26.62X2.95
1.5/16"X12	49	21	38	35.55	3.3	23	3.2	19	15	29.74X2.95
1.5/8"X12	58	27	48	43.55	3.3	23	3.2	19	15	37.46X3.00
1.7/8"X12	65	33	54	49.9	3.3	23	3.2	19	15	43.69X3.00
2.1/2"X12	88	45	70	65.75	3.3	23	3.2	19	15	59.36X3.00

7 锥管螺纹油口 Taper Thread Port

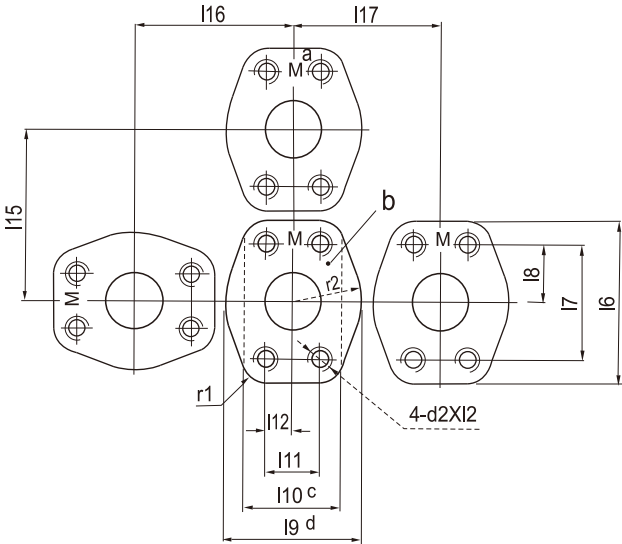


锥管螺纹油口 Taper Thread Port

油口尺寸 Port Dimensions mm

螺纹 THREAD E		b1 min.	b2 min.
英锥管螺纹 BSPT Thread	R1/8"X28	9.5	7.5
	R1/4"X19	13.5	11
	R3/8"X19	14	11.5
	R1/2"X14	17.5	15
	R3/4"X14	19	16.5
	R1"X11	22.5	19.5
	R1.1/4"X11	24.8	21.5
	R1.1/2"X11	24.8	21.5
	R2"X11	29.5	26
布锥管螺纹 NPT Thread	Z1/8"X27	10	7.8
	Z1/4"X18	14	11.8
	Z3/8"X18	14	11.8
	Z1/2"X14	18	15.5
	Z3/4"X14	18.5	16
	Z1"X11.5	22.5	19.5
	Z1.1/4"X11.5	24	20.5
	Z1.1/2"X11.5	24	20.5
	Z2"X11.5	25	21.5

8 ISO6162法兰油口 ISO 6162 Flange Port



- a 公制螺纹油口标记。Metric Thread Port Mark.      b 油口表面粗糙度。Ra3.2。Port Roughness Ra3.2  
c 法兰衬垫最小宽度。Flange Washer Min Width.      d 建议法兰衬垫宽度。Recommended Flange Washer Width

ISO 6162-1、ISO 6162-2 法兰油口  
ISO 6162-1、ISO 6162-2 Flange Port

ISO 6162-1 法兰油口尺寸 ISO 6162-1 Flange Port Dimensions (3.5MPa-35MPa)

法兰规格 Flange Size		d2	l2 min.	d4		l7 ± 0.25	l8 ± 0.25	l9 ± 0.8	l10 min.	l11 ± 0.25	l12 ± 0.25	l15 min.	l16 min.	l17 min.	r1 ±0.4	r2 ±0.8
				max.	min.											
-08	1/2"	M8	14	54.9	53.1	38.1	19.05	46	33	17.5	8.75	56	52	49	8	23
-12	3/4"	M10	18	65.8	64.3	47.6	23.8	52	41	22.3	11.15	68	61	55	9	26
-16	1"	M10	18	70.6	69.1	52.4	26.2	59	48	26.2	13.1	72	67	61	9	29
-20	1.1/4"	M10	22	80.3	78.5	58.7	29.35	73	54	30.2	15.1	82	78	75	10	37
-24	1.1/2"	M12	22	94.5	93.0	69.9	34.95	83	64	35.7	17.85	96	90	85	12	41
-32	2"	M12	22	103.1	100.1	77.8	38.9	97	76	42.9	21.45	104	102	99	12	49

ISO 6162-2 法兰油口尺寸 ISO 6162-1 Flange Port Dimensions (35MPa-40Mpa)

法兰规格 Flange Size		d2	l2 min.	d4		l7 ± 0.25	l8 ± 0.25	l9 ± 0.8	l10 min.	l11 ± 0.25	l12 ± 0.25	l15 min.	l16 min.	l17 min.	r1 ±0.4	r2 ±0.8
				max.	min.											
-08	1/2"	M8	16	57.2	55.6	40.5	20.25	48	38	18.2	9.1	59	56	53	8	24
-12	3/4"	M10	18	72.1	70.6	50.8	25.4	60	48	23.8	11.9	75	70	66	10	30
-16	1"	M12	23	81.8	80.3	57.2	28.6	70	54	27.8	13.9	84	80	75	12	35
-20	1.1/4"	M12	20	96.0	94.5	66.6	33.3	78	60	31.8	15.9	99	9	83	14	39
-24	1.1/2"	M16	27	114.3	111.3	79.3	39.65	95	70	36.5	18.25	116	108	101	17	48
-32	2"	M20	35	134.9	131.8	96.8	48.4	114	86	44.5	22.25	137	128	120	18	57

## 接头概述及装配说明 Fittings And Fittings Assembly Instructions

### ○形圈平面密封接头 O-ring face seal fittings

#### ○形圈平面密封接头概述 O-ring face seal fittings instructions

● ○形圈密封的基本结构可以有两种，第一种为：由接头体、○形圈、螺母、接管组成，接管与系统管路中的钢管焊接连接，如图1所示。第二种为：由接头体、○形圈、螺母、衬套组成，管子被翻边成90°，如图2所示。使用图1所示的基本结构时，须保证焊接的质量。

The fitting has two types. The first type consists of a body, an O-ring, a nut and the weld tube. The weld tube is brazed with the system steel tube. see Fig.1 The second type consists of a body, an O-ring, a nut and a sleeve. As shown in Fig.2 the tube is flanged to 90°. When used as Fig.1 the quality of weld is very important.

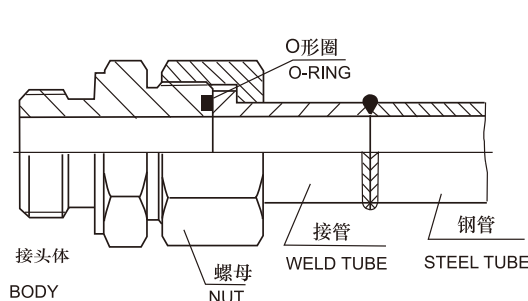


图 1 Fig.1

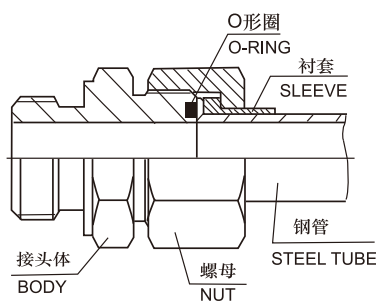


图 2 Fig.2

● ○形圈平面密封能很好的适用于高压系统，如使用硬度为N90的○形圈，能有更好的密封作用，更有效的防止泄漏。由于使用○形圈密封，因此使用的温度范围受○形圈材质的影响。

O-ring face seal fittings are suit for high pressure system. If the hardness of O-ring is N90, the sealing will better, and be good for preventing leakage.

● ○形圈平面密封接头的连接螺纹有两种：公制螺纹（见D1-D18）美制ORFS螺纹（见B51-B75），The O-ring face seal fitting has two connected thread: metric thread (see D1-D18) and ORFS thread (see B51-B75)

● ○形圈密封槽的结构有三种，见图3、4、5。其中图3结构能保持○形圈在安装时或垂直倒置时不掉下，方便安装；负压时○形圈不会被吸入油路。图4结构则不具备图3结构的前一优点。图5结构既不具备图3结构的前一优点，而且负压时会被吸入油路。As shown in Fig.3, Fig.4 and Fig.5 the O-ring seal groove has three types. The advantage of type Fig.3 it is very convenience for installation, when put the groove adown O-ring could be held in the groove and not drop; the O-ring could not enter the hydraulic system when the pressure is negative. the type Fig.4 has only the later advantage of the type Fig.3, the type Fig.5 has no above advantage.

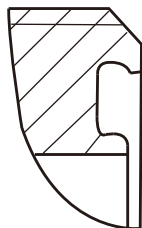


图 3 Fig.3

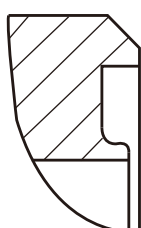


图 4 Fig.4

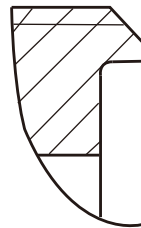


图 5 Fig.5

● 对公制螺纹的○形圈槽如需按JB标准生产时，为图5的结构。本公司建议选用图3结构，用户可在订货时用文字说明，如未说话，一般按图5的JB标准，对美制ORFS螺纹的○形圈槽，本公司全部采用图3结构生产，不生产图4或图5结构。

For metric thread O-ring groove JB standard is type Fig.5, but we suggest that the Fig.3 should be chosen and make a annotation when order. If no annotation we produce as type Fig.5 general. for ORFS O-ring groove we produce as type Fig.3 only.

## O形圈平面密封接头概述 O-ring face seal fittings instructions

### ● 安装 Assembly

1. 对图1的基本结构, 在安装前应先垂直锯下钢管 ( $\pm 1^\circ$  以内), 去掉内外径毛刺, 并去油及氧化物, 套上螺母后再焊接, 对图2的基本结构, 在垂直锯下后用专用设备将管端翻边成  $90^\circ$ , 且尺寸D应在D1和D2之间, 见图6。  
As shown in Fig.1, the tube end is cut squarely (within  $\pm 1^\circ$ ) before assembled deburr the O.D. and I.D. of the tube remove all oil and oxide, weld after put the nut. As shown in Fig.2, the tube is flanged to  $90^\circ$  with special equipment after cut, diameter D should fall between diameter D1 and D2. see Fig.6.

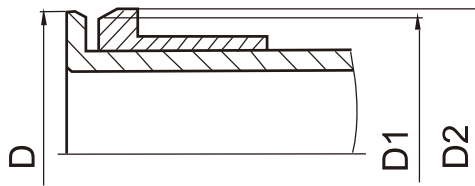


图 6

2. 如果接头体未放置O形圈, 则应先放好O形圈。

The fitting body should be installed O-ring firstly.

3. 按图1或图2, 将接管或钢管翻边压住接头体O形圈, 用手拧紧螺母, 再用扭矩扳手按扭矩建议表扳紧; 如无扭矩扳手, 可用普通扳手再拧紧  $1/4$  或  $1/2$  圈。

As shown in Fig.1 or Fig.2, place tube assembly against the fitting body so that the flat of the weld tube (or flanged steel tube) comes in full contact with the O-ring. Tighten the nut onto the fitting body by hand, then tighten it to the recommended torque with a torque wrench, if torque wrench are not available, tighten  $1/4$  to  $1/2$  turn with general wrench.

### ● 重复按装 Reassembly

由于是平面密封形式且与安装力垂直, 在安装过程中O形圈可能会扭曲, 因此每次重复安装时, 应检查O形圈有无损坏, 必要时需要更换。

Because the sealing surfaces are flat and perpendicular to the installation force, the O-ring may be distorted during assembly. The O-ring should be inspected at each disassembly and replaced when necessary.

### 泄漏原因 Leakage reason

1. O形圈未正确的安放在O形圈槽内。

The O-ring is installed in the face seal groove improperly.

2. O形圈有损伤或损坏。

The O-ring is damaged.

3. 接头密封面、接管或翻边有凹坑或其他影响密封的缺陷。

The sealing surface, the weld tube or the flange are not flat, or have another fault affecting sealing.

4. 翻边过大或过小, 不能压住O形圈。

The flange is too large or too small that the O-ring can't be compressed.

5. O形圈材质不适用于工作温度。

The O-ring material is not suit for working temperature.

6. O形圈硬度不够。

The O-ring hardness is not enough.

7. 连接螺母松开。

The connectde nut is loosen.

## 卡套接头 Bite Type Tube Fittings

### 卡套接头概述 Bite Type Tube Fittings Instructions

卡套管接头由三部分组成：接头体、卡套、螺母。当卡套和螺母套在钢管上插入接头体后，旋紧螺母，卡套前端外侧与接头锥面贴合，内刃均匀地咬入无缝钢管，形成有效密封。见图7

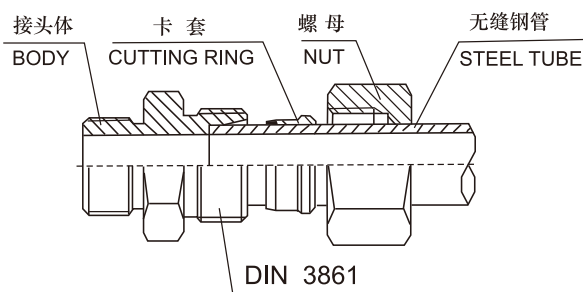


图7 Fig.7

24° 锥的W型柱端按DIN3861标准。卡套采用双刃卡套。

通常情况接头体和螺母表面镀锌处理。接头适用的工作压力最高可达63Mpa，无缝钢管外径最大为42mm。

Bite type fitting consists of three parts: body, cutting ring and nut. when tightening nut, cutting ring is driven forward on the tube then bites the tube with the edge of cutting ring, this is how sealing is achieved and results in internal ridge inside the tube. see Fig.7.

The tube connection side of fitting is manufactured in accordance with standard: DIN 3861.

In general, body and nuts' surface is plated zinc. bite type fitting can be used in system with Max 63Mpa. the connection tube O.D. is Max 42mm.

### 卡套接头的装配 Bite Type Tube Fittings Assembly Instructions

#### ● 安装 Assembly

1. 锯下合适长度的无缝钢管，去除端口毛刺。管子端面要与轴线垂直，角度公差不大于0.5°。如果管子需要折弯，则从管子端面至弯曲部位的直线段长度不能少于三位螺母长度。

Cut the tube at right angle and de-burr inside and outside of tube end. Minimum straight length of tube from the starting point of tube bend to the tube end may be 3 times height of the nut.

2. 把螺母和卡套套在无缝钢管上。注意螺母和卡套的方向，不要装反了。

Set a nut and cutting ring on the tube. Make sure the cutting ring and the nut are facing the fitting.

3. 在预装配接头体螺纹和卡套上涂上润滑油，把管子插入接头体，（管子一定要插到底）用手旋紧螺母。

Lubricate the pre-assembly fitting body threads and cutting ring. Insert tube end into fitting body until it is firmly seated on bottom (fitting shoulder) and hand-tighten the nut.

4. 拧紧螺母直到卡套卡住管子，这个转折点可以通过拧紧力矩的增加感觉到（压力点）。

Tighten nut until ferrule grips tube which is felt by a noticeable increase in torque (increase in force).



5.达到压力点后，再将压紧螺母拧紧1/2圈。

Tighten nut 1/2 of a turn after increase in force.

6.将预装配接头体拆下，检查卡套刃边的嵌入情况，可见的突起带必须填满卡套端面的空间。卡套可以稍旋转，但不能轴向推移。

Disassembly the pre-assembly fitting body. Check penetration of cutting edge. A visible ring of material should fill the space in front of the profile ring end face. Profile ring may turn on tube, but should not be capable of axial displacement.

7.最终安装，将实际安装中的接头体螺纹涂上润滑油、压紧螺母与之配合拧至可感觉到的拧紧力增加为止。接着再拧紧1/2圈安装完毕。

Lubricate the fitting body to be subsequently installed. Tighten nut until a noticeable increase in force is required. Tighten nut by 1/2 of a turn beyond this point for final assembly.

### ●重复安装 Reassembly

所有的卡套接头都可以多次重装，但要保证零件无损坏且清洁。

Fitting can be used many times. To ensure this parts must be clean and free of defects.

1.把管子插入接头体直至卡套贴紧接头体内锥面，用手拧紧螺母。

Insert the tube into fitting body until cutting ring seats firmly in the fitting and hard-tighten the nut.

2.用扳手拧紧螺母，直至拧紧力矩急剧增大，再拧紧1/4至1/2圈即可。

Tighten the nut with a wrench by holding the fitting body with a backup wrench until a sharp rise in torque is felt.

Further tighten the nut 1/4 to 1/2 turn.

### ●检查 Checkeig up the bite condition

可拆下管子检查装配是否合乎要求：卡套端部的管子上应该有均匀的轻微凸起。卡套不能前后滑动，但允许有轻微转动。

All bit type fitting must be disassembled prior to service to check up if small ridge inside the tube is completely formed around front edge of cutting ring. Other wise tighten slightly more to have it. Cutting ring may rotate on the tube that doesn't mean wrong installation. The cutting ring shall be refitted once the nut is retightened.

### ●泄漏原因 Leakage reason

1.管子没插到底。When the tube is not fully bottomed.

2.螺母没有拧紧。When the nut is not tightened enough.

3.管子外表刮伤或管子不圆。When the tube is of scratched or oval.

4.管子太硬。When the tube is extremely hard.

## 扩口式接头 Flared Tube Fittings

### 扩口式接头概述 Flared tube fittings instructions

扩口式接头采用图8的结构形式，由三部份组成：接头体、衬套、螺母。钢管端口扩大角为 $37^\circ$ 。使用时钢管的 $37^\circ$ 扩口角紧压在接头体的锥面上，形成金属密封。使用衬套能吸收并减少管路振动和管子疲劳，并且拧紧螺母时，钢管不会跟着转动。

As shown in Fig.8, the fitting consists of three pieces: the body, sleeve and nut, the tube end is flared at a  $37^\circ$  angle and held between the fitting nose and the sleeve with the nut, providing a metal to metal seal between the fitting nose and the tube flare. the advantage of sleeve is reducing vibration and fatigue of tube, the steel tube will not turn when tighten the nut.

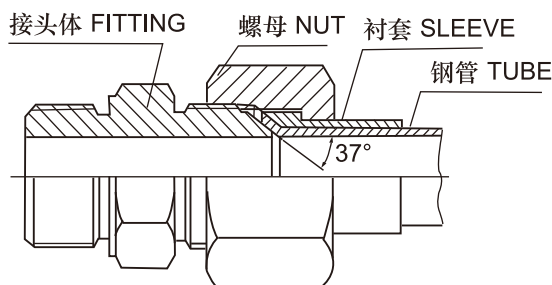


图 8 Fig.8

扩口式管接头的连接螺纹有两种：公制螺纹（见B1-B50），美制JIC螺纹（见D19-D32）。

The flared tube fitting has two connected thread: metric thread (see B1-B50) and JIC thread (see D19-D32).

扩口式管接头安装方便，不用焊接，广泛用于中低压管路系统。由于是金属对金属的硬密封，因此适用温度范围大。

It is easy to assemble without weld, it is especially suited for low and medium pressure systems. As metal to metal seal, it allows wide operating temperature range.

### 扩口式接头安装 Flared tube fittings assembly instructions

#### ● 安装 Assembly

1. 在安装前应先垂直锯下钢管（ $\pm 1^\circ$  以内），去掉内外径毛刺，清除脏物，需要时套上衬套、螺母后在专用设备上扩口。且尺寸D应在D1和D2之间，见图9。

Cut tube reasonably square (within  $\pm 1^\circ$ ), deburr the I.D. and O.D. of the tube, remove the dirt. set a nut and sleeve on the tube, the tube is flared with special equipment, diameter D should fall between diameter D1 and D2, see Fig.9.

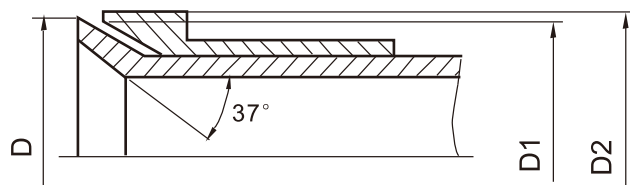


图 9 Fig.9

2. 扩口式管接头半数以上的泄漏是由于扩口或安装不当引起的。安装时应使用钢管、扩口轴线与接头体锥面轴线同心。

Over half of the leakage with flared fittings is caused by improper flaring or installation. When assembled, the axis of the tube, the tube flare and the fitting nose should be concentric.

3.将管子扩口面与接头体锥面对准贴紧后，用手拧紧螺母，再用扭矩扳手按的扭矩建议表扳紧；如无扭矩扳手，可用普通扳手再拧紧1到2圈，一般大规格1圈，小规格2圈。

Screw the nut onto the fitting body by hand and tighten it to the recommended torque with a torque wrench. if torque wrenches are not available, tighten 1 to 2 turns with general wrench. in general, the small fitting is tighten about 1 turn and the large fitting is tighten about 2 turns.

#### ●重复安装 Reassembly

所有的扩口式接头都可以多次重装，但要保证零件无损坏且清洁。注意扩口无开裂。

Fitting can be used many times. to ensure this, parts must be clean and free of defects. no tube cracked.

#### ●泄漏原因 Leakage reason

1.安装时未对准，钢管、扩口轴线与接头体锥面轴线不同心，强制将管子扳到位。

When assembled, the axis of the tube, the tube flare and the fitting nose are not concentric, force the tube to the station.

2.拧紧力矩过大或过小。

The tighten force is too large or too small.

3.管子扩口处开裂。

The tube flare is cracked.

4.接头体或管子扩口处的密封面上有影响密封的杂质、凹坑等。

The fitting body or the tube flare is collapsed.

5.连接螺母松开。

The connectde nut is loosen.

6.过大的扭矩或多次重复使用造成结合密封面损坏，丧失密封能力。

The sealing surface is damaged for longer torque or reassembly time after time.

7.管子扩口太大或太小，不能与接头体很好的贴合密封。

The tube flare is too large or too small, so the seal between the fitting nose and the tube flare is not effective.

## 锥管螺纹接头 Taper Thread Fittings

### 锥管螺纹接头概述 Taper Thread Fittings Intructions

●锥管螺纹接头的连接螺纹有三种：美制 NPT 即  $60^\circ$  密封锥管螺纹 (GB/T 12716 、 ANSI/ASME B1.20.1)；美制 NPTF 干密封锥管螺纹 (ANSI B1.20.4)；英制 BSPT 即  $55^\circ$  密封锥管螺纹 (GB/T7306 )

The connected thread has three types:NPT,NPTF and BSPT.

● NPT 、 BSPT 螺纹连接时，必须使用密封料， NPTF 可以形成金属对金属的密封，但使用时也常常用密封料。密封料可以有多种，如生料带、密封胶、厌氧胶、防振密封胶等。

NPT 、 BSPT threads should be assembled with sealant.NPTF is metal to metal seal,but use sealant also.Sealants are available in various forms such as teflon tape,paste and anaerobic glue etc.

●由于安装时使用了密封带、胶等，如果安装不当，会对油液造成污染，甚至堵塞油路。

Teflon tape,paste etc.,if applied improperly,they will pollute the oil of the hydraulic system,even jam the system.

●小规格螺纹比大规格的密封效果要好，一般  $3/4$  ” 以下密封可靠性好。

The seal of the small thread is better than large.In general the seal of less than  $3/4$  ” are good.

●直通接头用锥螺纹时，连接会比较紧凑，但用于三通或角弯等异型接头时，则较难控制方向，因此建议选用 ISO 6149 、 ISO11926 等可调向接头。

The connect will compact when the taper thread for straight fitting,if for elbow or tee or cross fittings,the assemble angle is difficult to contron,so suggest that the adjustable stud end fittings should be used,for example ISO6149,ISO 11926etc.

### 锥管螺纹接头安装 Taper Thread Fittings Intructions

#### ●安装 Assembly

1 检查油口及连接螺纹，保证无脏物、毛刺及其他异物。

Inspect port and connection to ensure that threads on both are free of dirt,burrs and excessive nicks.

2 在外螺纹上加密封料。但在第 1 、 2 牙螺纹上不要覆盖密封料，以免污染系统油液。加生料带时应按顺时针方向（从管端看）在外螺纹上缠绕 1.5 圈到 2 圈。

Apply sealant to male pipe threads. With any sealant,the first and second threads should be uncovered to avoid system contamination.If Teflon tape is used it should be wrapped 1.1/2 to 2 turns in clockwise direction when viewed from the pipe thread end.

3 用手拧紧，再用扳手扳紧 1.5 圈到 3 圈，一般小规格扳紧 2.5 圈左右，大规格扳紧 2 圈左右。

Firs tighten the fitting with hand,then tighten with a wrench 1.1/2 to 3 turns ..In general, the small fitting is tighten about 2.5 turn and the large fitting is tighten about 2 turns.

#### ●重复安装 Reassembly

锥管螺纹接头可以重复安装，重复安装时应检查密封料是否已损耗，需要时将接头清理干净后重新加密封料安装。

The taper thread fitting can be reassembled.When reassembled,check if sealant has worn thin.

#### ●泄漏原因 Leakage reason

1 没用使用密封料或密封料已损耗。 There is no sealant used or sealant has worn thin.

2 螺纹已磨损。 Threads are galled.

3 螺纹制造不正确，接头螺纹已进入油口很深但仍未旋紧。 Fitting screws in too far into the port.

4 螺纹有严重缺口或裂痕。 Threads are severely nicked.

5 因振动导致螺纹松动。 Threads are loosen.

## 螺纹扭矩建议表 Recommended Thread Torque

公制螺纹 Metric Thread

螺纹 THREAD	螺母扭矩N.M NUT TORQUE
M12X1.5	10-20
M14X1.5	20-35
M16X1.5	25-40
M18X1.5	30-45
M20X1.5	35-50
M22X1.5	40-70
M24X1.5	40-70
M26X1.5	60-100
M30X2.0	80-120
M36X2.0	100-150
M42X2.0	150-220
M45X2.0	180-250
M52X2.0	200-300

英管螺纹 BSP Thread

螺纹 THREAD	螺母扭矩N.M NUT TORQUE
G1/8"X28	11-12
G1/4"X19	25-28
G3/8"X19	41-48
G1/2"X14	72-82
G5/8"X14	96-110
G3/4"X14	124-137
G1"X11	151-165
G1.1/4"X11	192-206
G1.1/2"X11	261-275
G2"X11	343-357

美制JIC 螺纹 JIC Thread

螺纹 THREAD	螺母扭矩N.M NUT TORQUE
7/16"X20	15-16
1/2"X20	19-21
9/16"X18	24-28
3/4"X14	49-53
7/8"X14	77-85
1.1/16"X12	107-119
1.3/16"X12	127-140
1.5/16"X12	147-154
1.5/8"X12	172-181
1.7/8"X12	215-226
2.1/2"X12	332-350

美制ORFS螺纹 ORFS Thread

螺纹 THREAD	螺母扭矩N.M NUT TORQUE
9/16"X18	14-16
11/16"X16	24-27
13/16"X16	43-47
1"X14	60-68
1.3/16"X12	90-95
1.7/16"X12	125-135
1.11/16"X12	170-190
2"X12	200-225

单位转换表      Conversion Factor

名称 DENOMINATION	单位 UNIT	转换单位 CONVERSION UNIT	转换系数 FACTOR
长度 LENGTH	英寸 in	毫米 mm	25.4
	毫米 mm	英寸 in	0.03937
	英尺 ft	米 m	0.3048
	米 m	英尺 ft	3.28084
面积 AREA	平方英寸 in <sup>2</sup>	平方厘米 cm <sup>2</sup>	6.4516
	平方厘米 cm <sup>2</sup>	平方英寸 in <sup>2</sup>	0.1550
体积 VOLUME	英加仑 gal	升 l	4.54609
	升 l	英加仑 gal	0.219969
	美加仑 gal	升 l	3.78541
	升 l	美加仑 gal	0.264172
	升 l	分米 <sup>3</sup>	1
质量 MASS	磅 lb	千克 kg	0.453592
	千克 kg	磅 lb	2.204622
力矩 TORQUE	磅力.英寸 lbf.in	牛.米 N.m	0.112985
	牛.米 N.m	磅力.英寸 lbf.in	8.85075
压力 PRESSURE	磅力/英寸 <sup>2</sup> psi	巴 bar	0.06895
	巴 bar	磅力/英寸 <sup>2</sup> psi	14.5038
	磅力/英寸 <sup>2</sup> psi	兆帕 Mpa	0.006895
	兆帕 Mpa	磅力/英寸 <sup>2</sup> psi	145.038
	兆帕 Mpa	巴 bar	10
	巴 bar	兆帕 Mpa	0.1
	帕 Pa	巴 bar	10 <sup>-5</sup>
	巴 bar	帕 Pa	10 <sup>5</sup>
速度 VELOCITY	英尺/秒 ft/s	米/秒 m/s	0.3048
	米/秒 m/s	英尺/秒 ft/s	3.28084
流量 FLOW RATE	英加仑/分 gal/min.	升/分 l/min	4.54609
	升/分 l/min	英加仑/分 gal/min.	0.219969
	美加仑/分 gal/min	升/分 l/min	3.78541
	升/分 l/min	美加仑/分 gal/min	0.264172
温度 TEMPERATURE	华氏度° F	摄氏度° C	5/9*(华氏温度° F-32)
	摄氏度° C	华氏度° F	摄氏度° C*9/5+32

F



型号 PART NO.	页码 PAGE
1B	C10
1B-WD	C11
1B-2WD	C12
1B4	C13
1B9	C14
1BF	C15
1BF9	C16
1BFL	E1
1BFL9	E1
1BFS	E2
1BFS9	E2
1BG	C17
1BG-OG	C18
1BG4-OG	C19
1BG9-OG	C19
1BH	C20
1BH4-OG	C21
1BH9-OG	C22
1B-HS	C23
1BJ	C24
1BJ4	C25
1BJ9	C25
1BK	C26
1BL	C27
1BM	C28
1BM-WD	C29
1BN	C30
1BN9	C31
1BO	C32
1BT-SP	C33
1BT4-SP	C34
1BT9-SP	C35
1C	A1
1C9	A3
1CB	A4
1CB-WD	A5
1CFL9	E5
1CG	A6
1CG4-OG	A7
1CG9-OG	A8
1CH	A9
1CH4-OG	A10
1CH9-OG	A11
1CI	A12
1CI-B	A13
1CJ	A14
1CM	A15
1CM-WD	A16
1CN	A17
1CN9	A18
1CO	A19
1CO9-OG	A20
1CT-SO	A21
1CT9-SO	A22
1CW	A23
1CW9	A24
1CY	A25
1D	A1
1D9	A3
1DB	A4
1DB-WD	A5
1DFS	E4
1DFS9	E6
1DFL9	E5
1DG	A6

型号 PART NO.	页码 PAGE
1DG4-OG	A7
1DG9-OG	A8
1DH	A9
1DH4-OG	A10
1DH9-OG	A11
1DI	A12
1DI-B	A13
1DJ	A14
1DM	A15
1DM-WD	A16
1DN	A17
1DN9	A18
1DO	A19
1DO9-OG	A20
1DT-SP	A21
1DT9-SP	A22
1DW	A23
1DW9	A24
1D-Y	A25
1E	D1
1E9	D2
1EG	D3
1EH	D4
1EH4-OG	D5
1EH9-OG	D6
1EL	D7
1EN	D8
1EO	D9
1ET-SP	D10
1F	B51
1F4	B52
1F9	B52
1FFL	E7
1FFL9	E7
1FFS	E8
1FFS9	E8
1FLW	E9
1FLW-PM	E10
1FLW-IN	E11
1FSW	E9
1FSW-PM	E10
1FSW-IN	E11
1FG	B53
1FG4-OG	B54
1FG9-OG	B55
1FH	B56
1FN	B57
1FN4	B58
1FN9	B59
1FO	B60
1FO4-OG	B61
1FO9-OG	B62
1G	C36
1H	D33
1J	B1
1J4	B2
1J9	B2
1JB-WD	B3
1JF	B4
1JFL	E12
1JFL4	E13
1JFL9	E14
1JFS	E15
1JFS4	E16
1JFS9	E17

型号 PART NO.	页码 PAGE
1JG	B5
1JG4-OG	B6
1JG9-OG	B7
1JH	B8
1JL	B9
1JM	B10
1JM-WD	B11
1JN	B12
1JN4	B13
1JN9	B14
1JN9-L	B15
1JN9-LL	B15
1JO	B16
1JO4-OG	B17
1JO9-OG	B18
1JT-SP	B19
1JT4-SP	B20
1JT9-SP	B21
1K	D39
1K9	D39
1KG	D40
1KH	D41
1KN	D42
1KN9	D43
1KT-SP	D43
1KT4-SP	D44
1KT9-SP	D44
1M	D34
1N	B76
1N4	B77
1N9	B78
1O	B22
1O-OG	B22
1Q	D19
1QB	D20
1QG	D21
1QH9-OG	D22
1QL	D23
1QN	D24
1QT-SP	D25
1QT9-SP	D26
1S	C1
1SB	C1
1SG	C2
1ST-SP	C3
1ST4-SP	C4
1ST9-SP	C5
1T-SP	C65
1T4-SP	C66
1T9-SP	C67
1TP-SP	B94
2B	C37
2B-WD	C43
2B4	C38
2B9	C38
2BA	C39
2BC-WD	A26
2BD-WD	A26
2BF	C40
2BJ	C41
2BJ-WD	C42
2C	A27
2C9	A28
2CFL	E3
2D	A29

型号 PART NO.	页码 PAGE
2D9	A28
2DFL	E3
2E9	D11
2F	B63
2F4	B64
2F9	B64
2FJ	B65
2GC	A30
2GD	A30
2J	B23
2J4	B24
2J9	B24
2JC	A31
2JD	A31
2JF	B25
2K	D45
2K9	D45
2M	D35
2MC-WD	A32
2MD-WD	A32
2NB	C44
2NF	B66
2NJ	B25
2NU	B89
2NU4	B90
2NU9	B91
2OF	B67
2OU	B92
2P9	B95
2Q9	D27
2S	C6
2S4	C7
2S9	C7
2TB-SP	C45
2TJ-SP	B26
2WC	A33
2WD	A33
2WE	D11
3B	C46
3B9	C47
3C	A34
3D	A34
3F	B68
3J	B26
3U	B93
4B	C47
4B-WD	C48
4BN	C48
4BN-WD	C49
4C	A35
4D	A35
4E	D12
4F	B66
4FL	E18
4FL-M	E19
4FS	E18
4FS-M	E19
4H	D36
4HN	D36
4J	B27
4K	D45
4L	D37
4M	D37
4MN	D38
4MN-WD	D38

G

型号 PART NO.	页码 PAGE
8C	A40
8F	B70
8J	B38
9A	C73
9B	C60
9C	A40
9D	A40
9E	D15
9F	B71
9J	B38
9J-CAP	B38
9K	D46
9N-CAP	B86
9P	B97
9Q	D31
9S	C9
AB	C61
AC	A41
ACCG-OG	A42
ACCH-OG	A43
ACCO-OG	A44
ACGC-OG	A45
ACHC-OG	A46
ACOC-OG	A47
AD	A41
ADDG-OG	A42
ADDH-OG	A43
ADDO-OG	A44
ADGD-OG	A45
ADHD-OG	A46
ADOD-OG	A47
AE	D15
AEHE-OG	D16
AF	B71
AFOF-OG	B72
AJ	B39
AJ6JJ	B40
AJJG-OG	B41
AJJO-OG	B42
AJNJ	B43
AK	D46
AN	B87
AQ	D32
AT-SP	C72
BB	C62
BC	A48
BD	A48
BE	D17
BF	B73
BJ	B44
BK	D47
BP	B97
BS	C9
CB	C62
CC	A49
CD	A49
CE	D17
CF	B73
CJ	B45
CK	D47
CP	B97
CS	C9
DB	C63
DJ	B46
DK	D46

[illegible][illegible]